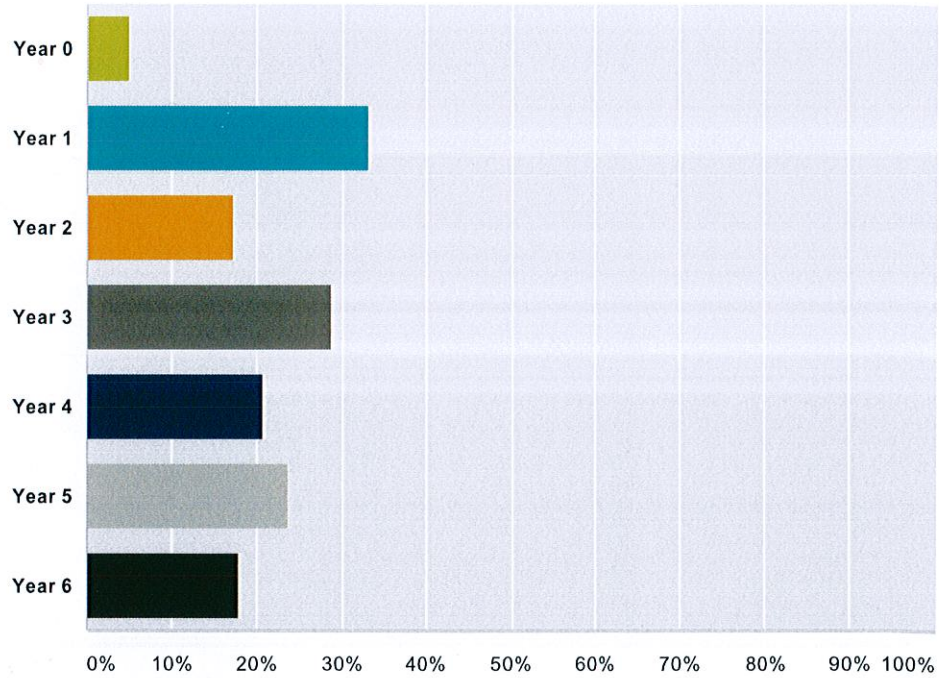


2013 Ponsonby Primary School Effectiveness Survey

**Q1 My child/ren is/are in the following year level/s.**

Answered: 139 Skipped: 0

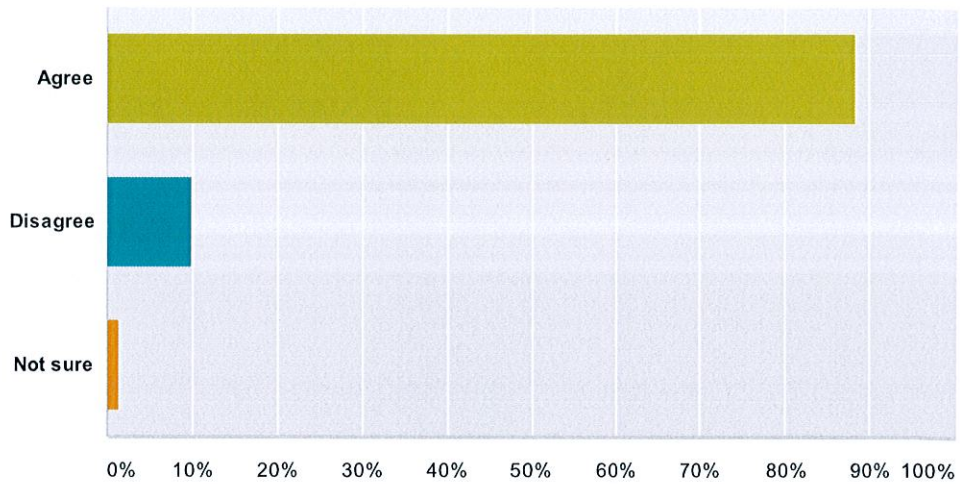


Answer Choices	Responses
Year 0	5.04% 7
Year 1	33.09% 46
Year 2	17.27% 24
Year 3	28.78% 40
Year 4	20.86% 29
Year 5	23.74% 33
Year 6	17.99% 25
<b>Total Respondents: 139</b>	

2013 Ponsonby Primary School Effectiveness Survey

**Q2 Section 1 has 7 Questions about communication Clear communication (including by way of newsletters, emails, website and other means) occurs between the school and parents.**

Answered: 129 Skipped: 10

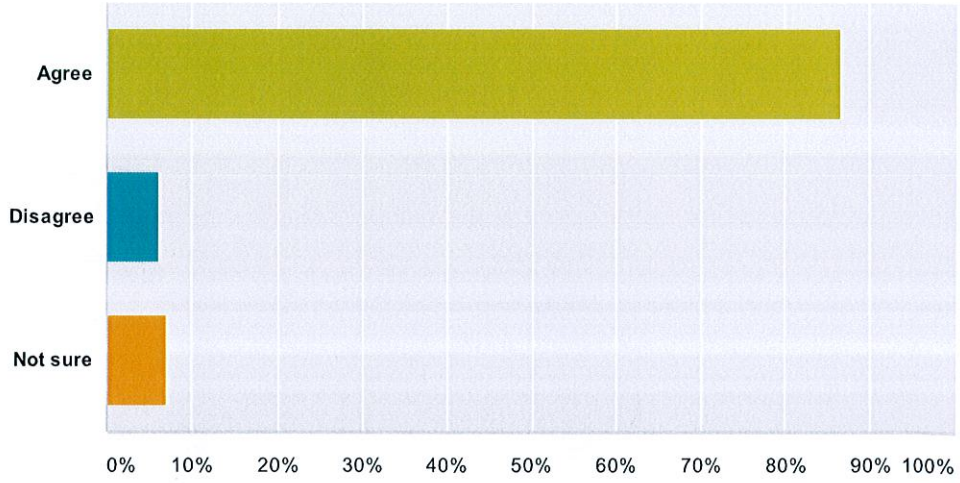


Answer Choices	Responses
Agree	88.37% 114
Disagree	10.08% 13
Not sure	1.55% 2
<b>Total</b>	<b>129</b>

2013 Ponsonby Primary School Effectiveness Survey

**Q3 The school effectively communicates the school's vision and core school values.**

Answered: 127 Skipped: 12



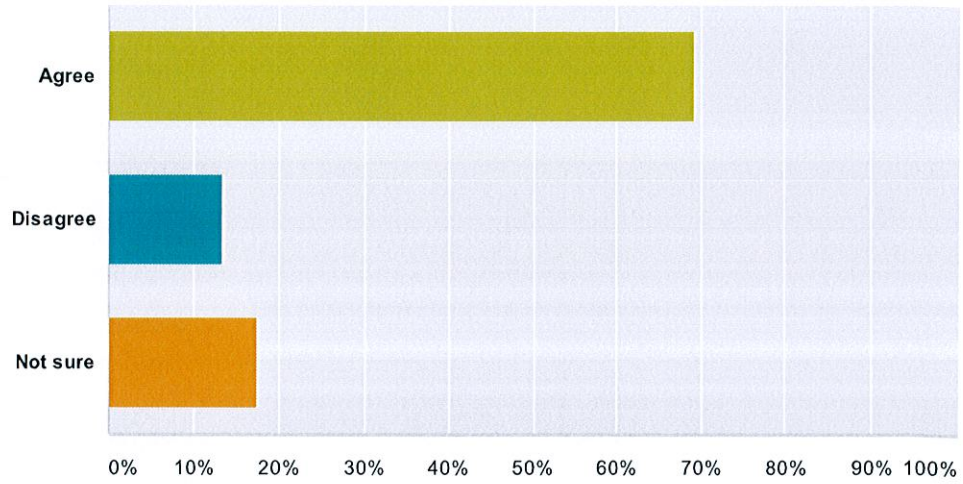
Answer Choices	Responses
Agree	86.61% 110
Disagree	6.30% 8
Not sure	7.09% 9
<b>Total</b>	<b>127</b>



## 2013 Ponsonby Primary School Effectiveness Survey

### Q4 Parents are well informed about their children(s) learning and behaviour.

Answered: 126 Skipped: 13

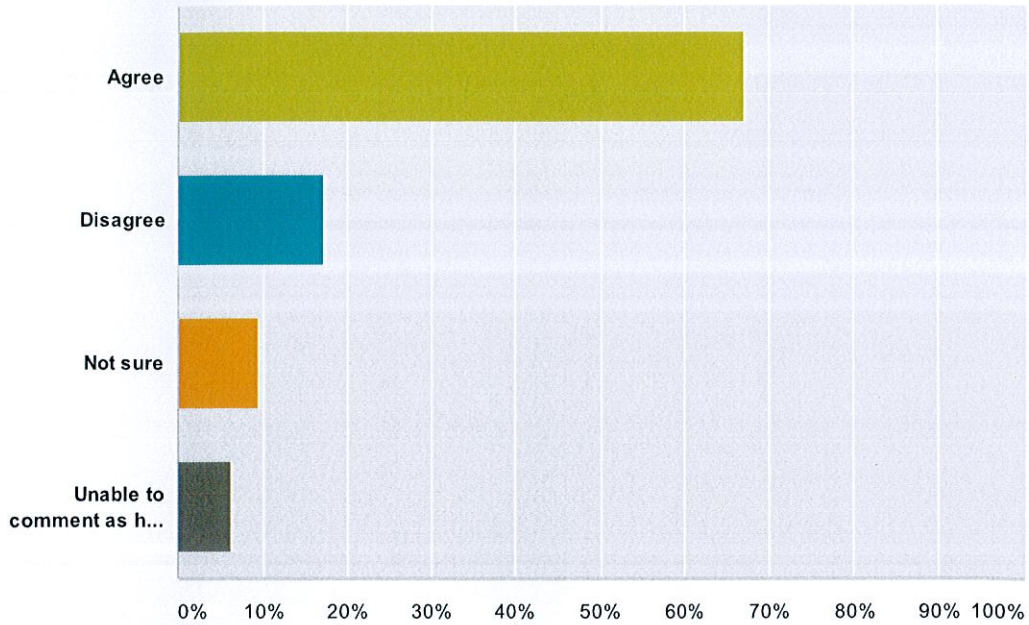


Answer Choices	Responses	
Agree	69.05%	87
Disagree	13.49%	17
Not sure	17.46%	22
<b>Total</b>		<b>126</b>

2013 Ponsonby Primary School Effectiveness Survey

**Q5 The three way conferences provide an opportunity for parents, students and teachers to share information around a student's progress and achievement.**

Answered: 127 Skipped: 12

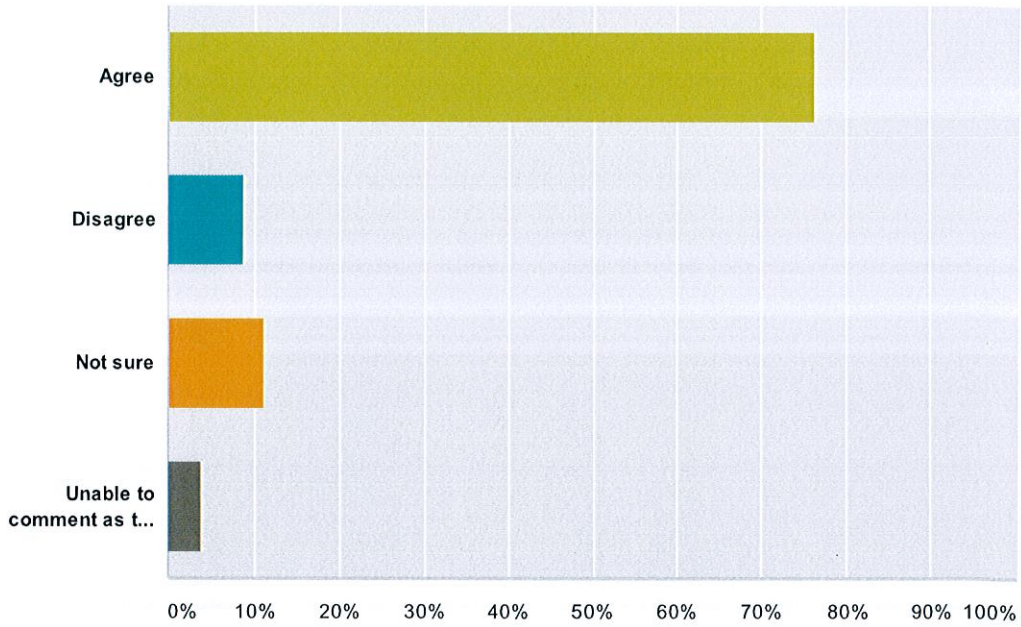


Answer Choices	Responses
Agree	66.93% 85
Disagree	17.32% 22
Not sure	9.45% 12
Unable to comment as have not experienced 3 way conferences yet.	6.30% 8
<b>Total</b>	<b>127</b>

2013 Ponsonby Primary School Effectiveness Survey

**Q6 Outside three way conferences, teachers are happy to meet to talk about my child/rens learning.**

Answered: 126 Skipped: 13



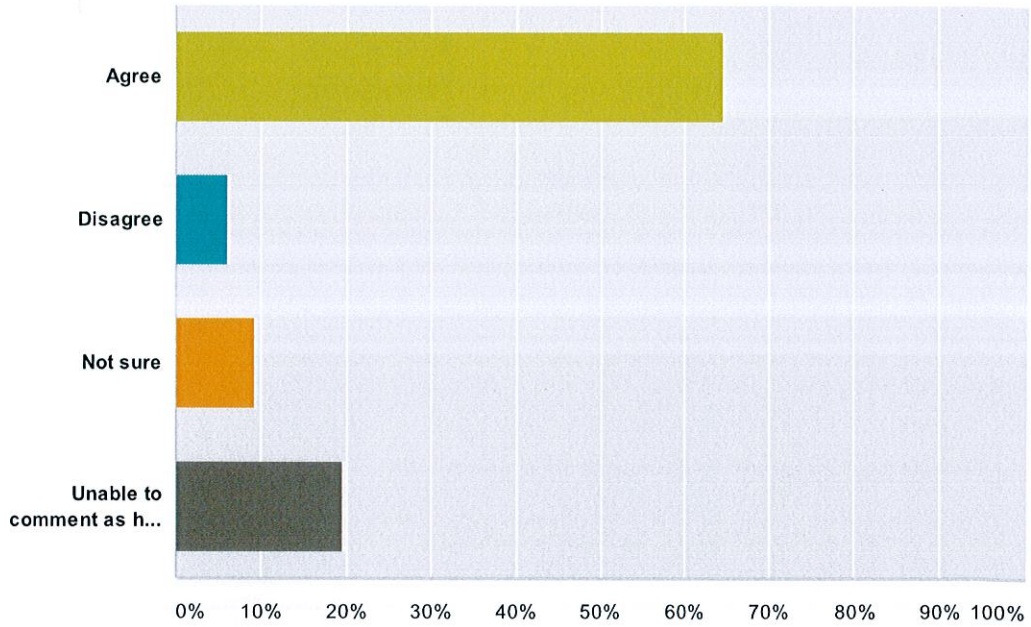
Answer Choices	Responses	
Agree	76.19%	96
Disagree	8.73%	11
Not sure	11.11%	14
Unable to comment as too new to school.	3.97%	5
<b>Total</b>		<b>126</b>



2013 Ponsonby Primary School Effectiveness Survey

**Q7 The principal is happy to meet and talk about my child/ren's learning and school matters.**

Answered: 127 Skipped: 12

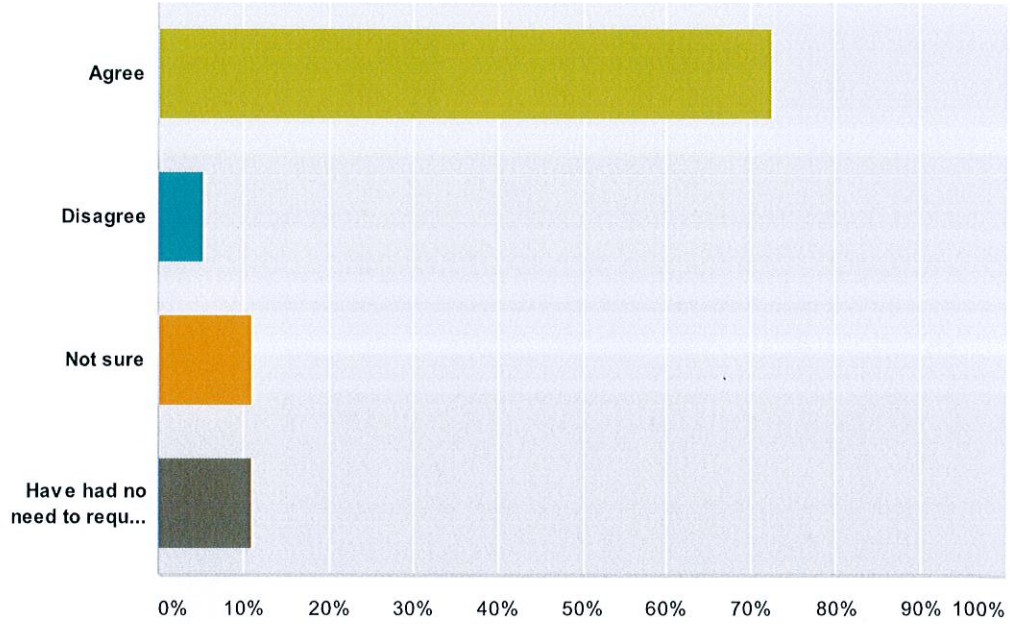


Answer Choices	Responses
Agree	64.57% 82
Disagree	6.30% 8
Not sure	9.45% 12
Unable to comment as have not asked to do this yet.	19.69% 25
<b>Total Respondents: 127</b>	

2013 Ponsonby Primary School Effectiveness Survey

**Q8 My child/ren's teacher(s) listen to me and takes action where appropriate.**

Answered: 127 Skipped: 12



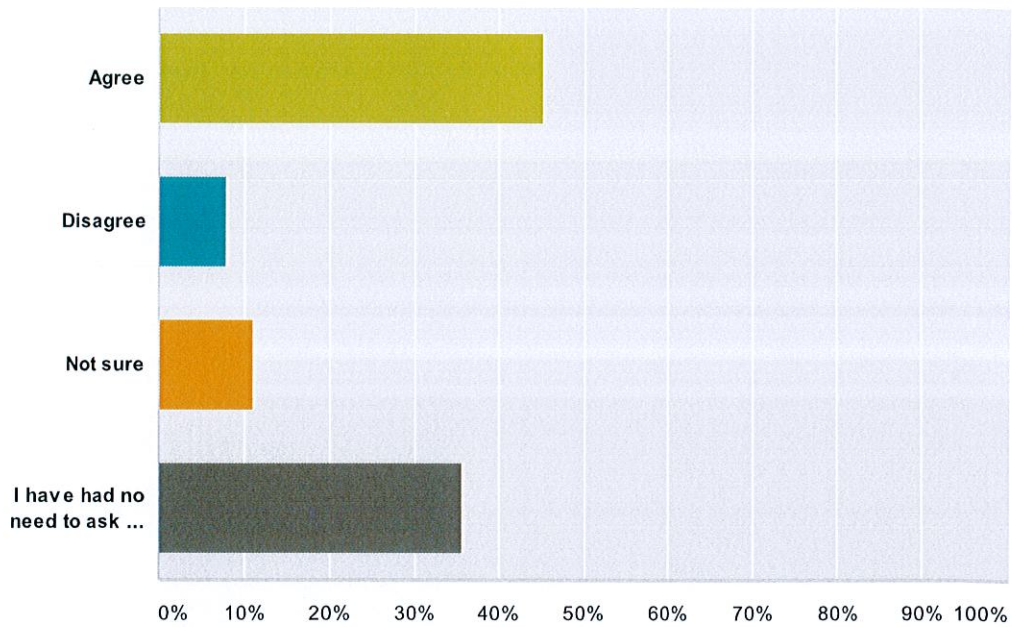
Answer Choices	Responses
Agree	72.44% 92
Disagree	5.51% 7
Not sure	11.02% 14
Have had no need to request action as yet.	11.02% 14
<b>Total</b>	<b>127</b>



2013 Ponsonby Primary School Effectiveness Survey

**Q9 The principal listens to me and takes action where appropriate.**

Answered: 126 Skipped: 13



Answer Choices	Responses
Agree	45.24% 57
Disagree	7.94% 10
Not sure	11.11% 14
I have had no need to ask for principal action as yet.	35.71% 45
<b>Total</b>	<b>126</b>

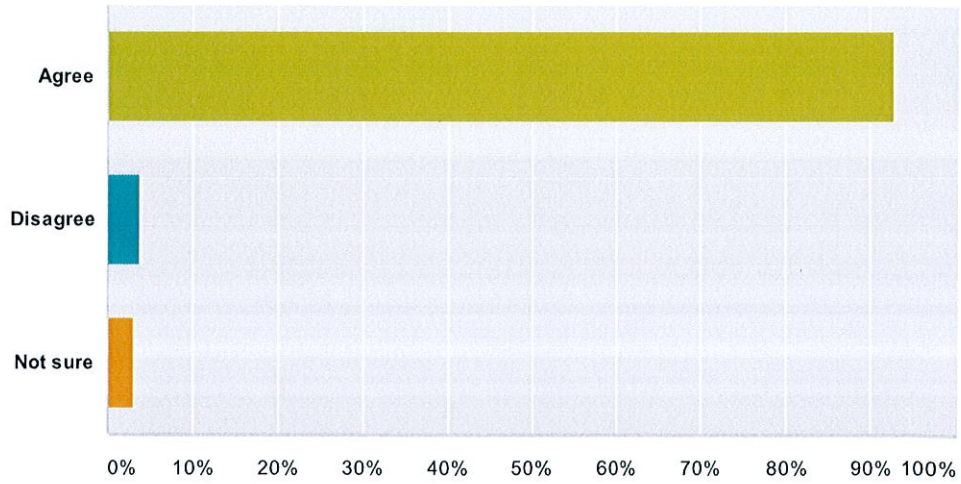
**Q10 Please add any additional comments  
you wish to make on communication that  
you would like us to know about.**

Answered: 46 Skipped: 93

2013 Ponsonby Primary School Effectiveness Survey

**Q11 My child is engaged in their learning at school.**

Answered: 125 Skipped: 14



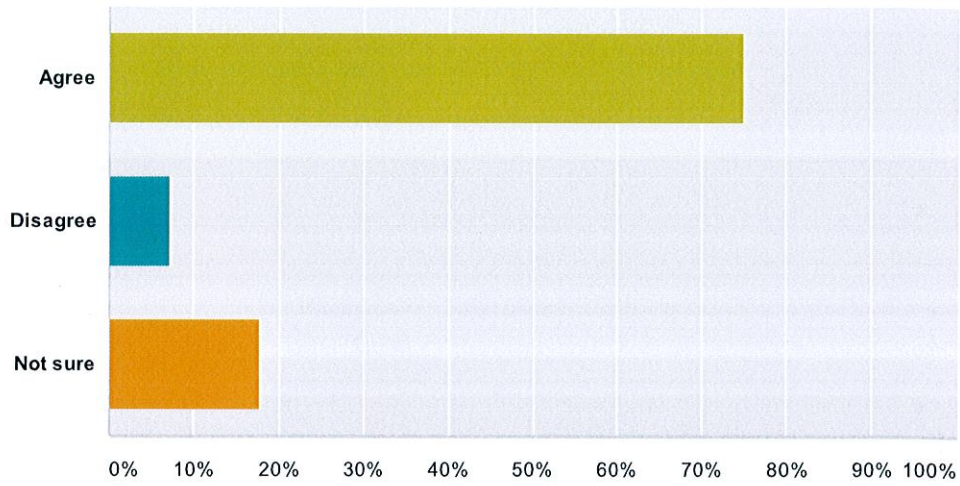
Answer Choices	Responses	
Agree	92.80%	116
Disagree	4.00%	5
Not sure	3.20%	4
<b>Total</b>		<b>125</b>



2013 Ponsonby Primary School Effectiveness Survey

**Q12 The teachers set high, but appropriate and achievable, goals for students.**

Answered: 124 Skipped: 15

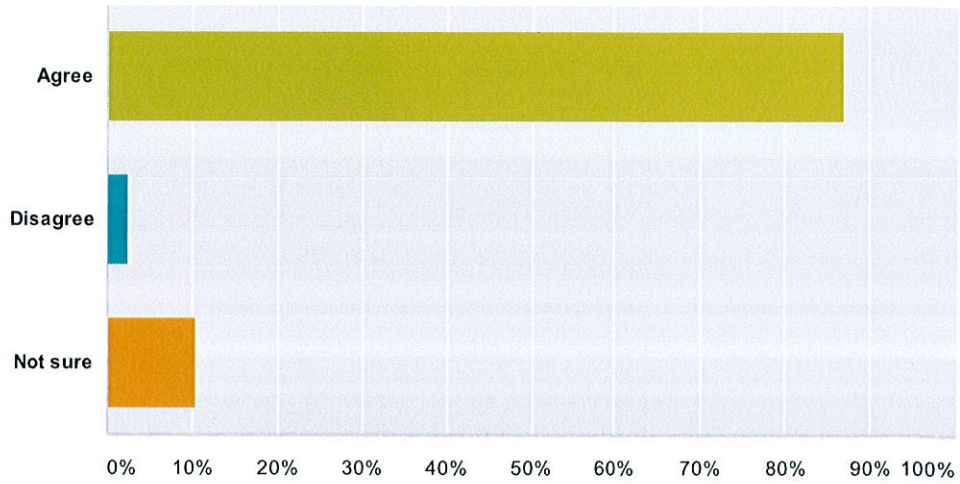


Answer Choices	Responses
Agree	75.00% 93
Disagree	7.26% 9
Not sure	17.74% 22
<b>Total</b>	<b>124</b>

2013 Ponsonby Primary School Effectiveness Survey

**Q13 Classrooms are well resourced (e.g. equipment, books, technology).**

Answered: 124 Skipped: 15

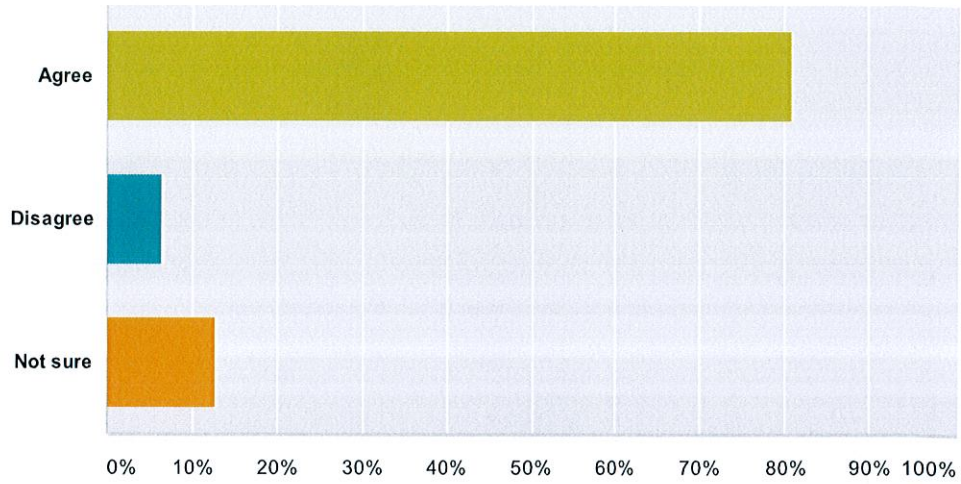


Answer Choices	Responses	
Agree	87.10%	108
Disagree	2.42%	3
Not sure	10.48%	13
<b>Total</b>		<b>124</b>

2013 Ponsonby Primary School Effectiveness Survey

**Q14 Quality teaching is the highest priority for the school's staff.**

Answered: 125 Skipped: 14



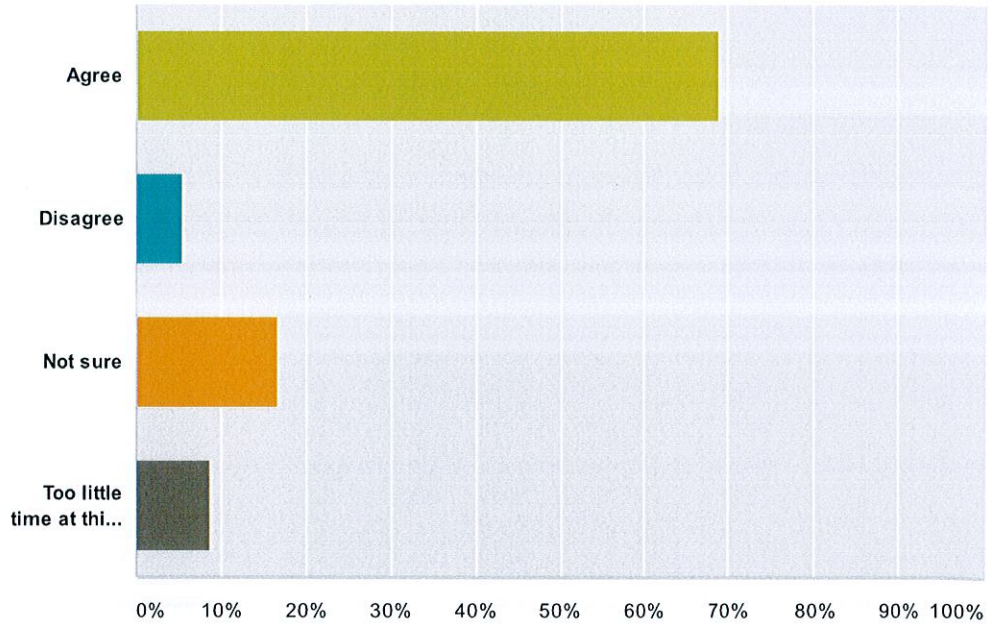
Answer Choices	Responses
Agree	80.80% 101
Disagree	6.40% 8
Not sure	12.80% 16
<b>Total</b>	<b>125</b>



2013 Ponsonby Primary School Effectiveness Survey

**Q15 I understand how my children's learning is assessed by the school throughout the year.**

Answered: 125 Skipped: 14

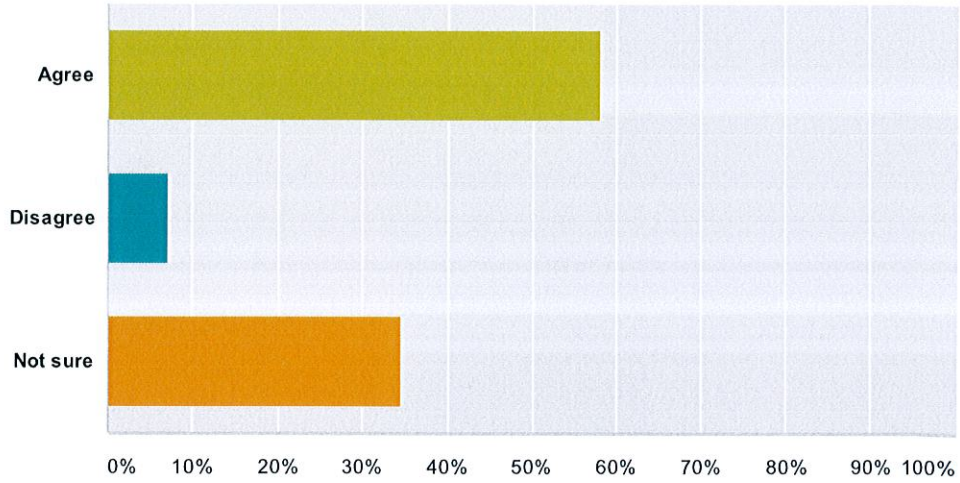


Answer Choices	Responses
Agree	68.80% 86
Disagree	5.60% 7
Not sure	16.80% 21
Too little time at this school to fully understand	8.80% 11
<b>Total</b>	<b>125</b>

2013 Ponsonby Primary School Effectiveness Survey

**Q16 Students, with identified learning needs, are provided with extra learning support.**

Answered: 124 Skipped: 15

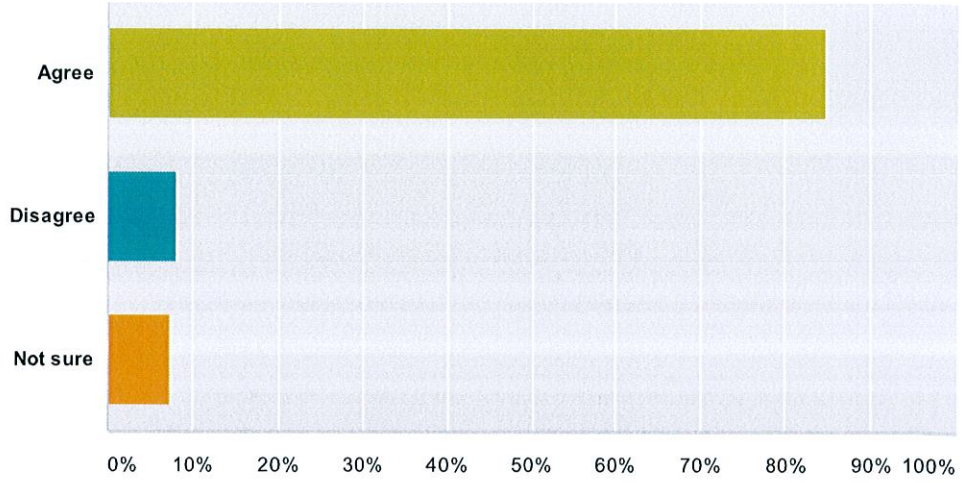


Answer Choices	Responses
Agree	58.06% 72
Disagree	7.26% 9
Not sure	34.68% 43
<b>Total</b>	<b>124</b>

2013 Ponsonby Primary School Effectiveness Survey

**Q17 The teaching and learning programme feels well organised.**

Answered: 124 Skipped: 15



Answer Choices	Responses
Agree	84.68% 105
Disagree	8.06% 10
Not sure	7.26% 9
<b>Total</b>	<b>124</b>



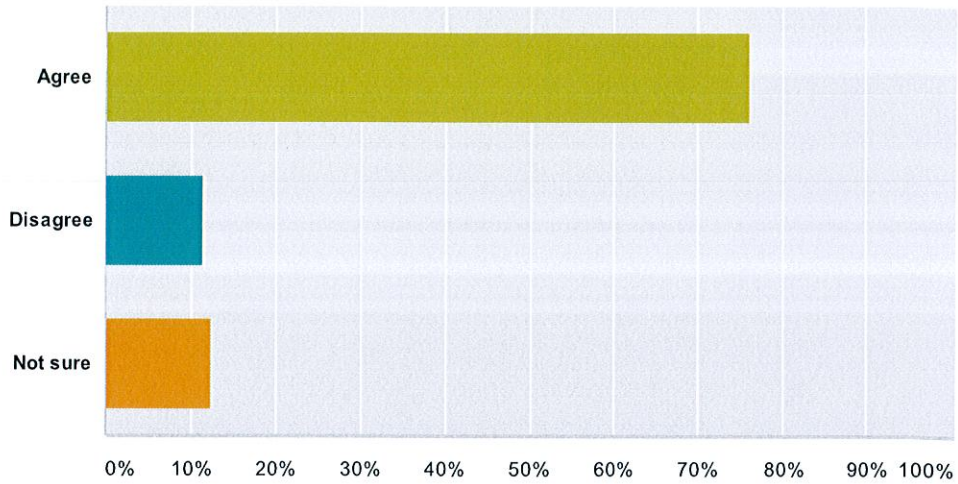
**Q18 Please add any additional comments  
on aspects of teaching and learning that  
you would like us to know about.**

Answered: 32 Skipped: 107

2013 Ponsonby Primary School Effectiveness Survey

**Q19 Section 3 has 4 questions about curriculum. The school is meeting the educational needs of my child in reading, writing and mathematics.**

Answered: 121 Skipped: 18

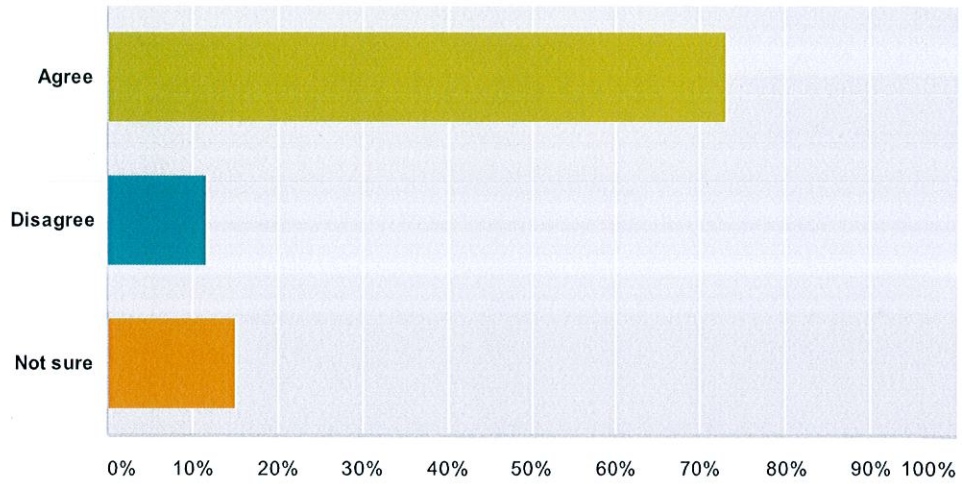


Answer Choices	Responses	
Agree	76.03%	92
Disagree	11.57%	14
Not sure	12.40%	15
<b>Total</b>		<b>121</b>

2013 Ponsonby Primary School Effectiveness Survey

**Q20 The balance between core curriculum activities and other school activities designed to enhance creativity and inquiry is about right**

Answered: 119 Skipped: 20



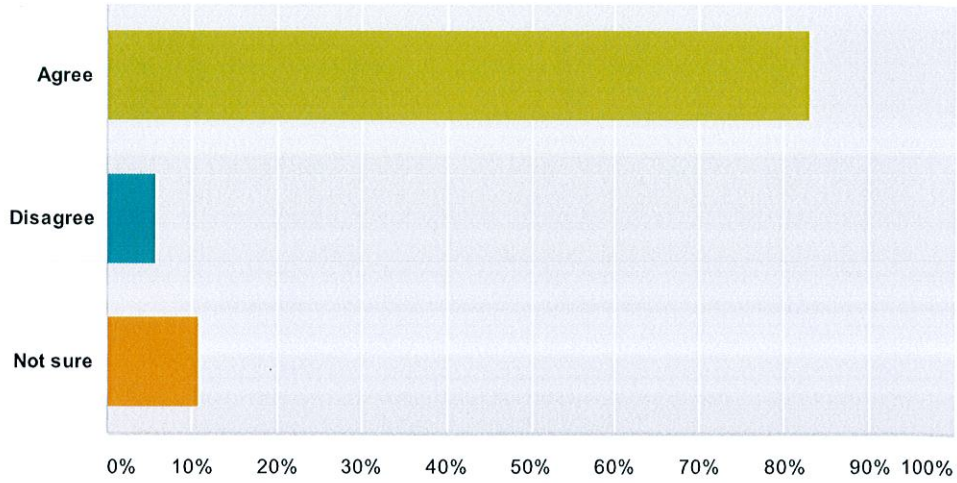
Answer Choices	Responses
Agree	73.11% 87
Disagree	11.76% 14
Not sure	15.13% 18
<b>Total</b>	<b>119</b>



2013 Ponsonby Primary School Effectiveness Survey

**Q21 The focus of the school is on high quality learning across the curriculum.**

Answered: 119 Skipped: 20

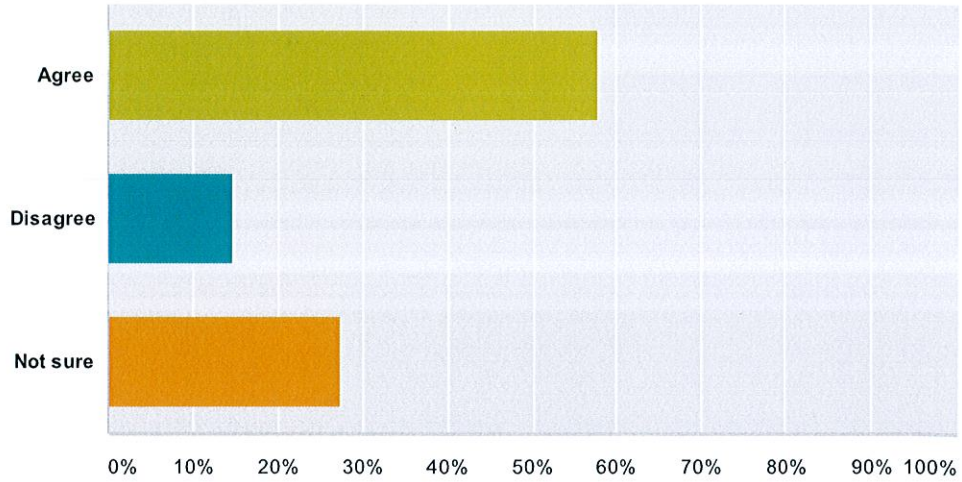


Answer Choices	Responses
Agree	83.19% 99
Disagree	5.88% 7
Not sure	10.92% 13
<b>Total</b>	<b>119</b>

2013 Ponsonby Primary School Effectiveness Survey

**Q22 The use of computers, internet and other technologies in the school is well integrated and the purpose for using technology understood by parents.**

Answered: 121 Skipped: 18



Answer Choices	Responses
Agree	57.85% 70
Disagree	14.88% 18
Not sure	27.27% 33
<b>Total</b>	<b>121</b>

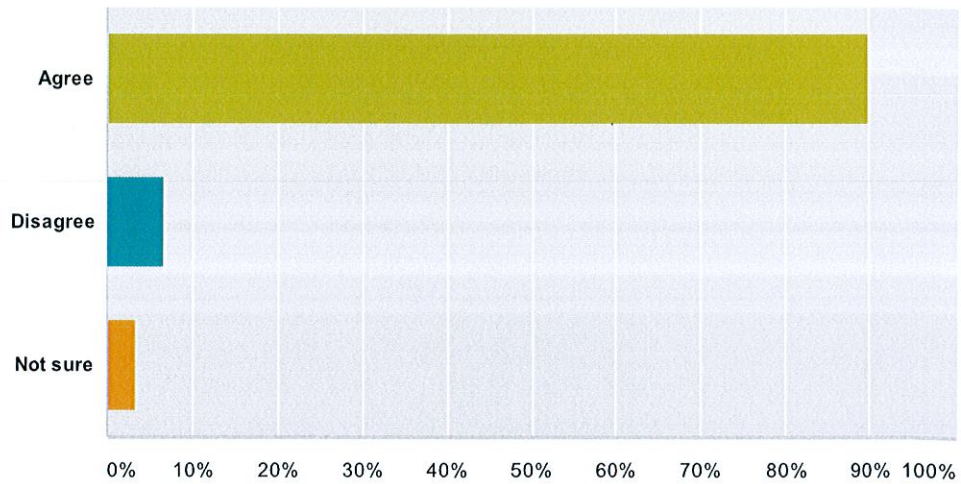
**Q23 Please add any additional comments  
on the school's curriculum that you would  
like us to know about.**

Answered: 35 Skipped: 104



**Q24 Section 4 has 7 questions about school environment, culture and Safety . There is a positive, cooperative, culture at school.**

Answered: 120 Skipped: 19

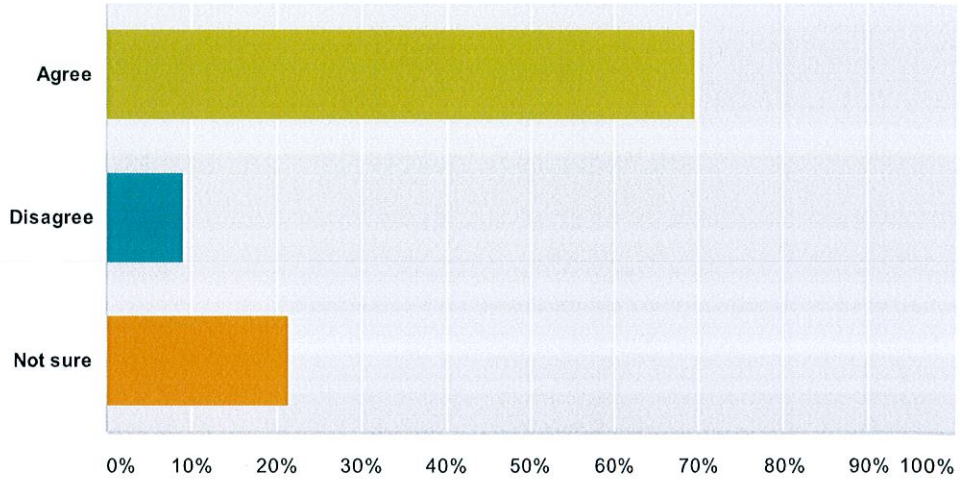


Answer Choices	Responses	
Agree	90.00%	108
Disagree	6.67%	8
Not sure	3.33%	4
<b>Total</b>		<b>120</b>

2013 Ponsonby Primary School Effectiveness Survey

**Q25 Rules are applied consistently and fairly throughout the school.**

Answered: 121 Skipped: 18

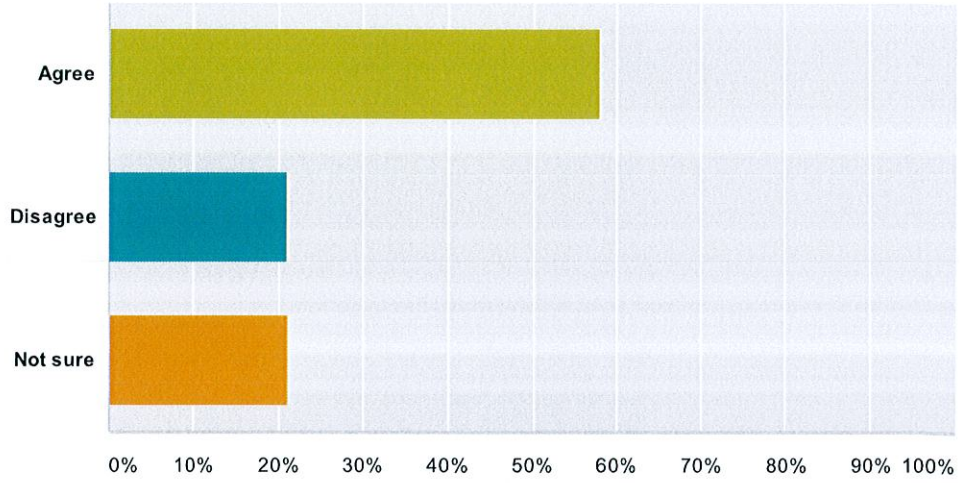


Answer Choices	Responses
Agree	69.42% 84
Disagree	9.09% 11
Not sure	21.49% 26
<b>Total</b>	<b>121</b>

2013 Ponsonby Primary School Effectiveness Survey

**Q26 All children have equal opportunities at Ponsonby Primary School.**

Answered: 119 Skipped: 20



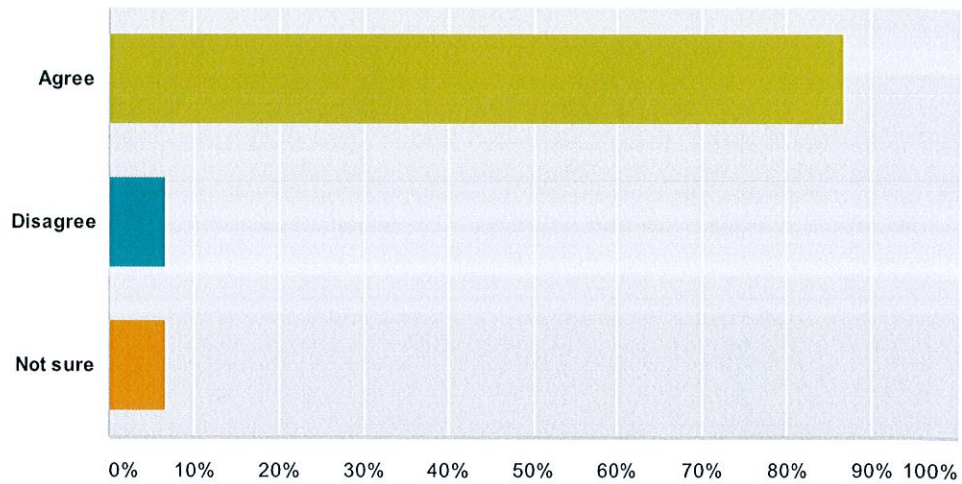
Answer Choices	Responses
Agree	57.98% 69
Disagree	21.01% 25
Not sure	21.01% 25
<b>Total</b>	<b>119</b>



2013 Ponsonby Primary School Effectiveness Survey

**Q27 Parents are made to feel welcome in all aspects of school life, including in the classroom, with school sports teams and on field trips.**

Answered: 121 Skipped: 18

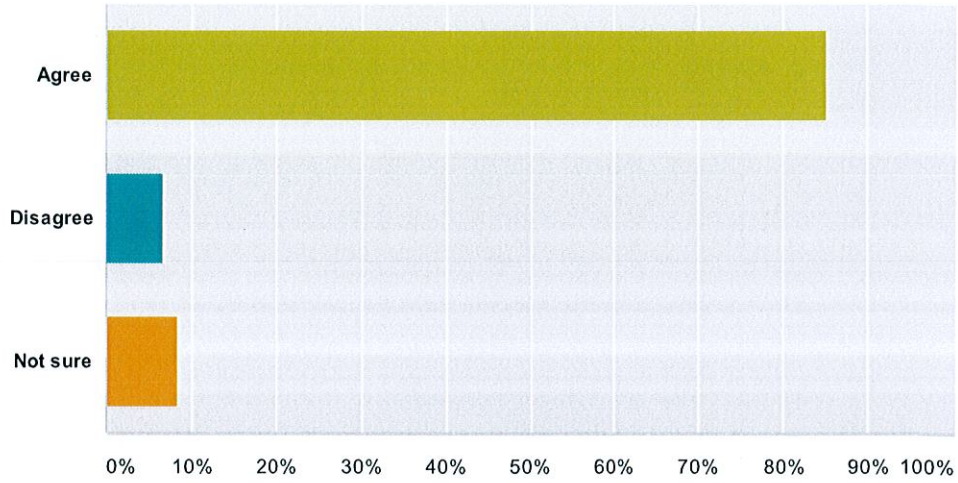


Answer Choices	Responses	
Agree	86.78%	105
Disagree	6.61%	8
Not sure	6.61%	8
<b>Total</b>		<b>121</b>

2013 Ponsonby Primary School Effectiveness Survey

**Q28 An atmosphere of respect and trust exists in the school.**

Answered: 121 Skipped: 18

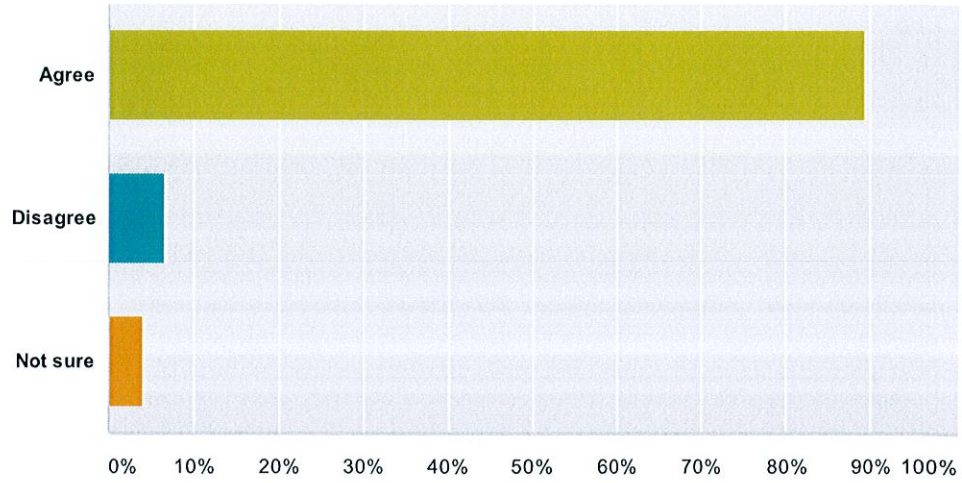


Answer Choices	Responses
Agree	85.12% 103
Disagree	6.61% 8
Not sure	8.26% 10
<b>Total</b>	<b>121</b>

2013 Ponsonby Primary School Effectiveness Survey

**Q29 My child feels safe and confident at school.**

Answered: 121 Skipped: 18



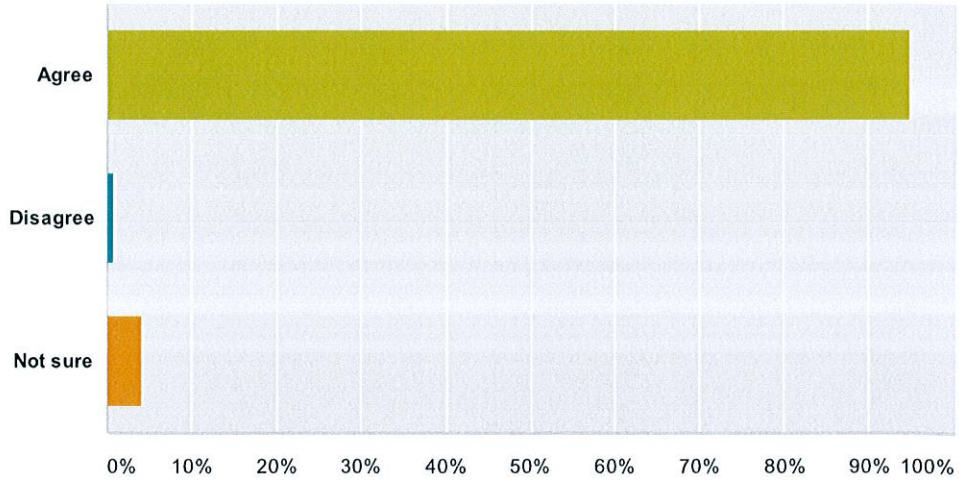
Answer Choices	Responses
Agree	89.26% 108
Disagree	6.61% 8
Not sure	4.13% 5
<b>Total</b>	<b>121</b>



2013 Ponsonby Primary School Effectiveness Survey

**Q30 The health and safety of my child during school time and while on school trips is very important to the school.**

Answered: 120 Skipped: 19



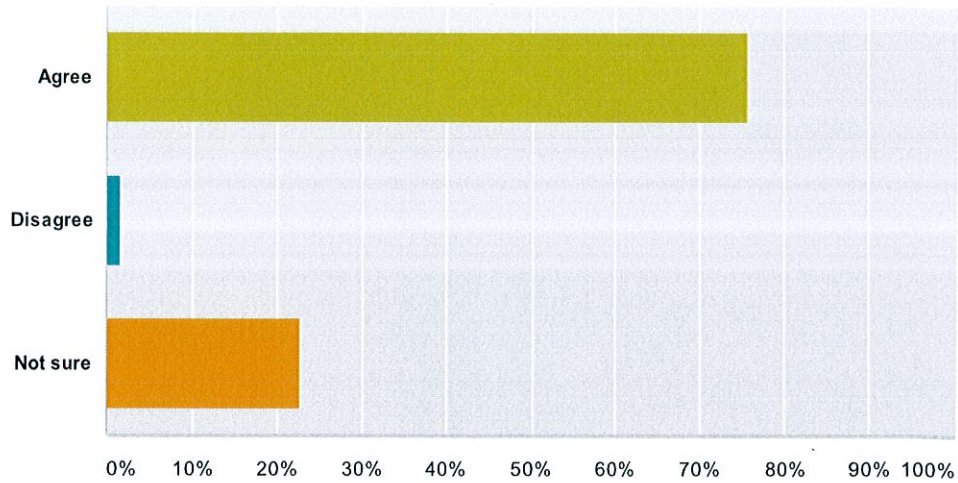
Answer Choices	Responses	
Agree	95.00%	114
Disagree	0.83%	1
Not sure	4.17%	5
<b>Total</b>		<b>120</b>

**Q31 Please add any additional comments  
on the school environment that you would  
like us to know about.**

Answered: 29 Skipped: 110

**Q32 Section 5 has 4 questions about the principal's leadership. The principal, alongside her staff, develop and use management systems to support and enhance student learning.**

Answered: 119 Skipped: 20



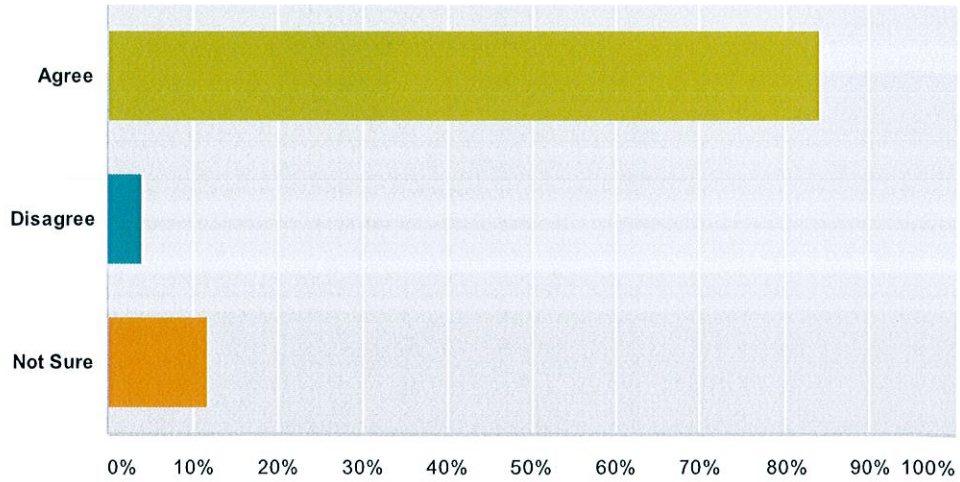
Answer Choices	Responses
Agree	75.63% 90
Disagree	1.68% 2
Not sure	22.69% 27
<b>Total</b>	<b>119</b>



2013 Ponsonby Primary School Effectiveness Survey

**Q33 The principal ensures a learning environment in which there is an expectation that all students will experience success in learning.**

Answered: 119 Skipped: 20

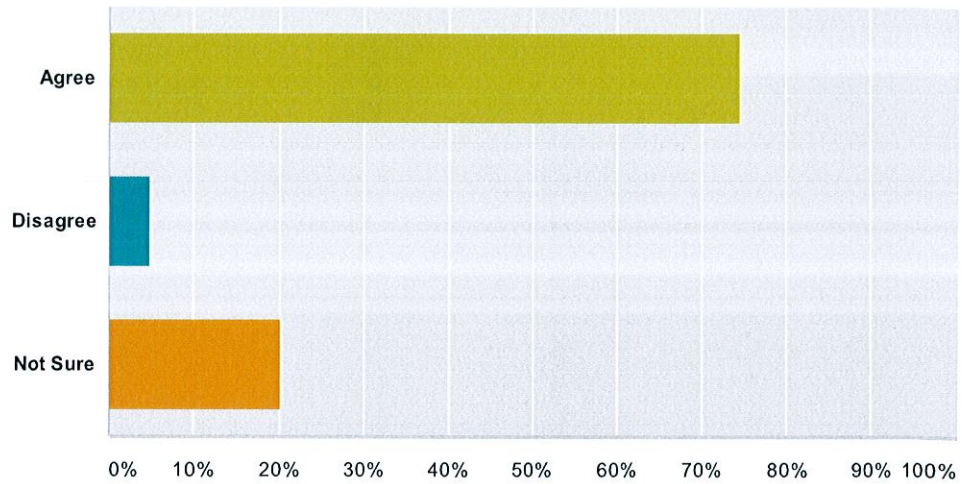


Answer Choices	Responses
Agree	84.03% 100
Disagree	4.20% 5
Not Sure	11.76% 14
<b>Total</b>	<b>119</b>

2013 Ponsonby Primary School Effectiveness Survey

**Q34 The principal works hard to ensure any children’s learning or social concerns are listened too and addressed in a timely way.**

Answered: 118 Skipped: 21

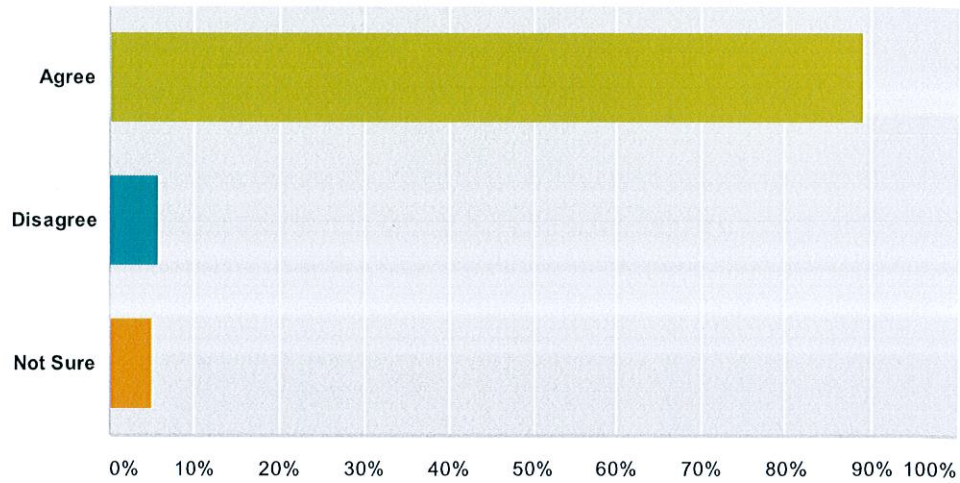


Answer Choices	Responses
Agree	74.58% 88
Disagree	5.08% 6
Not Sure	20.34% 24
<b>Total</b>	<b>118</b>

2013 Ponsonby Primary School Effectiveness Survey

**Q35 The principal provides professional leadership that focuses the school culture on enhancing teaching and learning.**

Answered: 119 Skipped: 20



Answer Choices	Responses	
Agree	89.08%	106
Disagree	5.88%	7
Not Sure	5.04%	6
<b>Total</b>		<b>119</b>



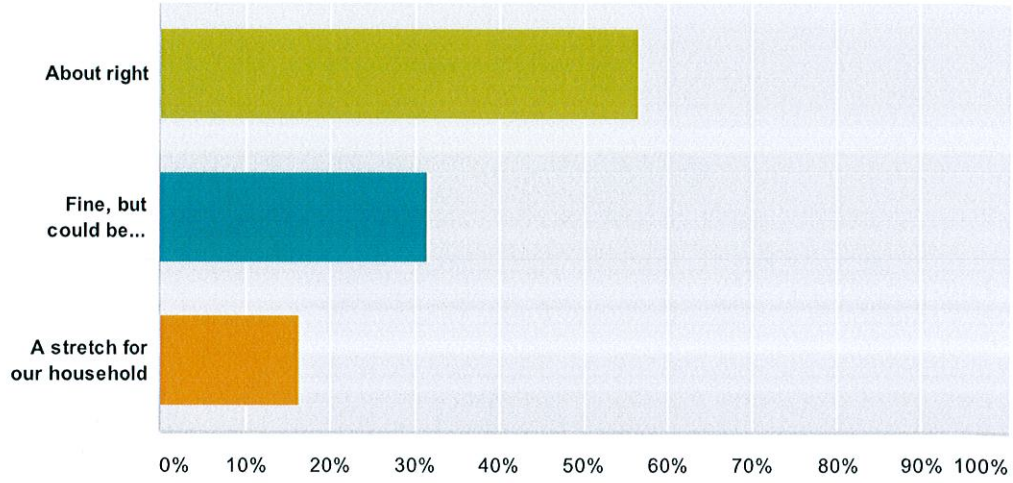
**Q36 Please add any additional comments  
on the principal's leadership that you  
would like us to know about.**

Answered: 35 Skipped: 104

2013 Ponsonby Primary School Effectiveness Survey

**Q37 The level of the school's annual donation is:**

Answered: 117 Skipped: 22

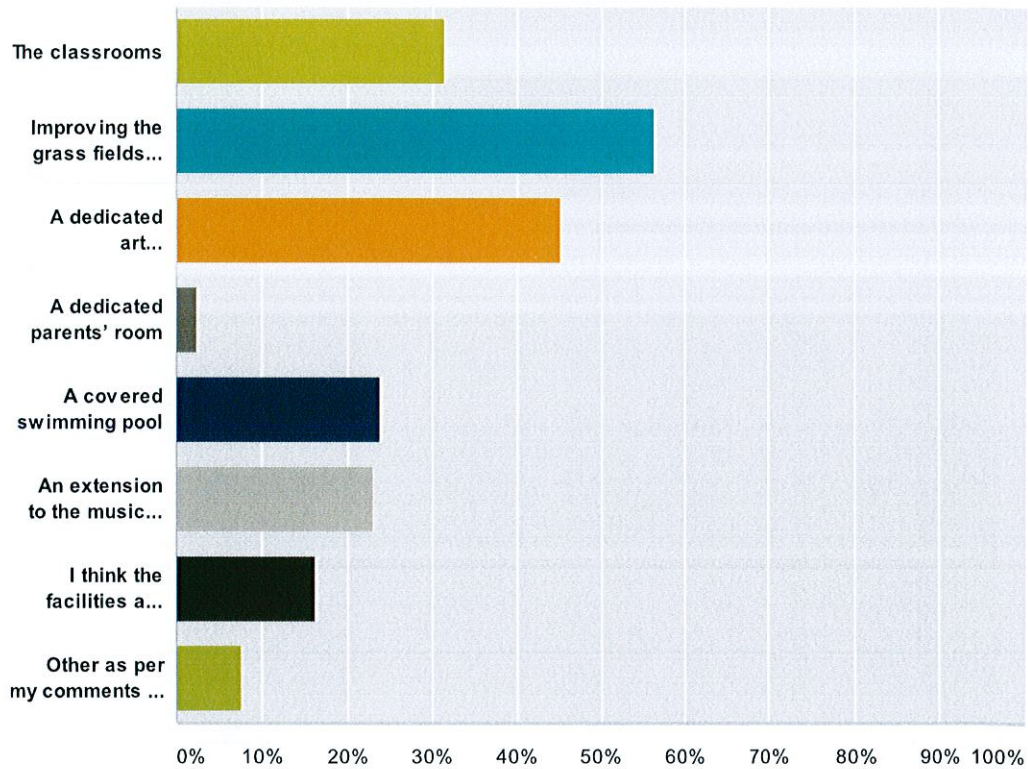


Answer Choices	Responses	
About right	56.41%	66
Fine, but could be higher, to provide more resources for our students	31.62%	37
A stretch for our household	16.24%	19
<b>Total Respondents: 117</b>		

2013 Ponsonby Primary School Effectiveness Survey

**Q38 As the Board prioritizes investment in our facilities, we would like to see our monies spent on (Tick if you think item is important) :**

Answered: 117 Skipped: 22



Answer Choices	Responses
The classrooms	31.62% 37
Improving the grass fields so they can be used all year round	56.41% 66
A dedicated art room/dedicated art teacher	45.30% 53
A dedicated parents' room	2.56% 3
A covered swimming pool	23.93% 28
An extension to the music room	23.08% 27
I think the facilities are fine as is	16.24% 19
Other as per my comments in the next comment box	7.69% 9
<b>Total Respondents: 117</b>	



2013 Ponsonby Primary School Effectiveness Survey

**Q39 Please add any additional comments about the schools facilities that you would like us to know about or consider.**

Answered: 35 Skipped: 104

**Q40 General Comment: If you wish to make any comment about other aspects of the school, we value your input.**

Answered: 40 Skipped: 99