

Year 2

Independent Learning Sheets

Mon 13 Sept - Fri 17 Sept

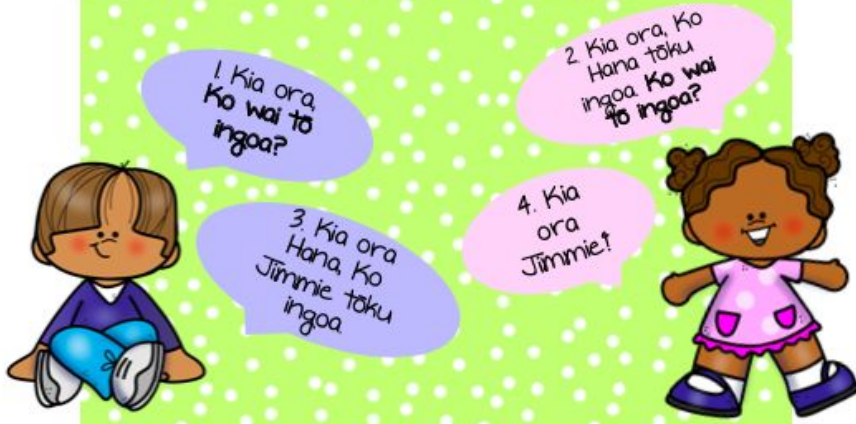
MĀORI LANGUAGE WEEK



PONSONBY
PRIMARY SCHOOL

Te Reo – kōrero (talk)

1.1 What is your name?



Ko wai tō ingoa?
What is your name?



Ko _____ tōku ingoa.
My name is _____.

1.2 Where are you from?



Nō hea koe?
Where are you from?



Nō _____ ahau.
I am from _____.

Pronunciation Guide

Kia ora – keya or ah

ko – core

tōku – tor koo

ingoa – ing or ah

ko wai – core why

tō – tor

nō – nor

hea – hear ah

koe – core-ear

ahau – a hoe



Monday

Rāhina



Reading Comprehension

Hāngī

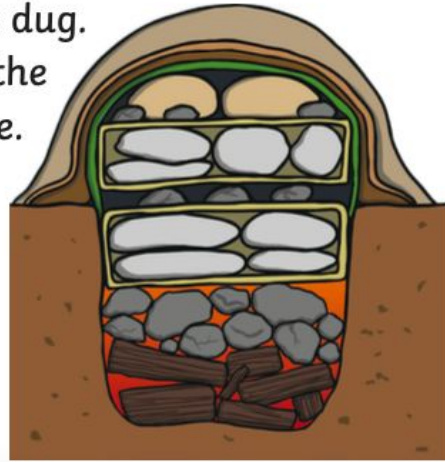
What is a Hāngī?

Hāngī is a traditional Māori style of cooking that has been used for hundreds of years. It is still used throughout New Zealand today.

It is a special way of cooking food under the ground using red hot rocks and steam.

How a Hāngī is Made

First, a pit big enough for all the food is dug. Then, a fire is made at the bottom of the pit. Next, rocks are piled on top of the fire. Once the fire has burnt out, the rocks are white hot. Food is then placed in the hāngī. The food is covered with wet cloths and dirt. The food is left to cook for at least 3 hours. It is then uncovered and served as a meal.



History of the Hāngī

The hāngī was very spiritual. Māori only took as much food from the land or the sea as was needed.

Māori tradition said that if anybody walked over the hāngī while the food was inside cooking, the food was seen as spoiled and was uneatable.



Moa and seals were commonly cooked in hāngī, along with foods such as fern-root, bulrush, pigeon, tūi and parrot.

Reading Comprehension

Hāngī

Questions

1. People from which culture use a hāngī to cook food?

2. What cooks food in a hāngī?

3. Rewrite 'How a hāngī is made' as instructions.

Step 1: _____

Step 2: _____

Step 3: _____

Step 4: _____

Step 5: _____

Step 6: _____

Step 7: _____

4. What did Māori people believe would happen to the food in a hāngī if someone walked over the pit?

5. Why do you think moa, seal, pigeon and tūi are no longer cooked in a hāngī?

Writing

Name _____

What animal do you like better:

a koala



or an elephant



?

Organize your ideas.

animal I like

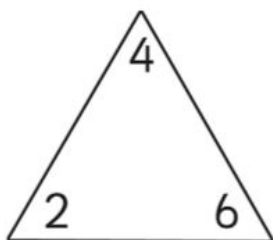
I think _____
for many reasons.

First of all, _____
because _____

Second, _____
because _____

Third, _____
because _____

That is why _____

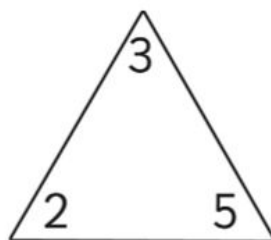


$$4 + 2 = 6$$

$$2 + 4 = 6$$

$$6 - 2 = 4$$

$$6 - 4 = 2$$



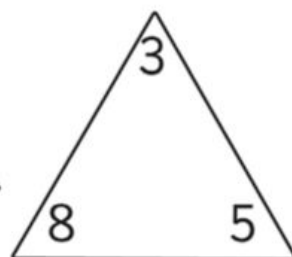
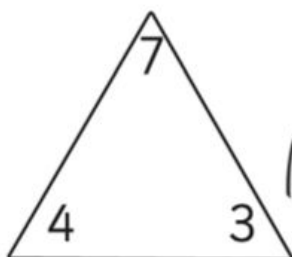
$$\square + \square = \square$$

$$\square + \square = \square$$

$$\square - \square = \square$$

$$\square - \square = \square$$

WHĀNAU



$$\square + \square = \square$$

$$\square + \square = \square$$

$$\square - \square = \square$$

$$\square - \square = \square$$

$$\square + \square = \square$$

$$\square + \square = \square$$

$$\square - \square = \square$$

$$\square - \square = \square$$

Te Reo – kai (food)

Foods I like and dislike

Ngā kai e pai ana, kāore e pai ana ki ahau



pea



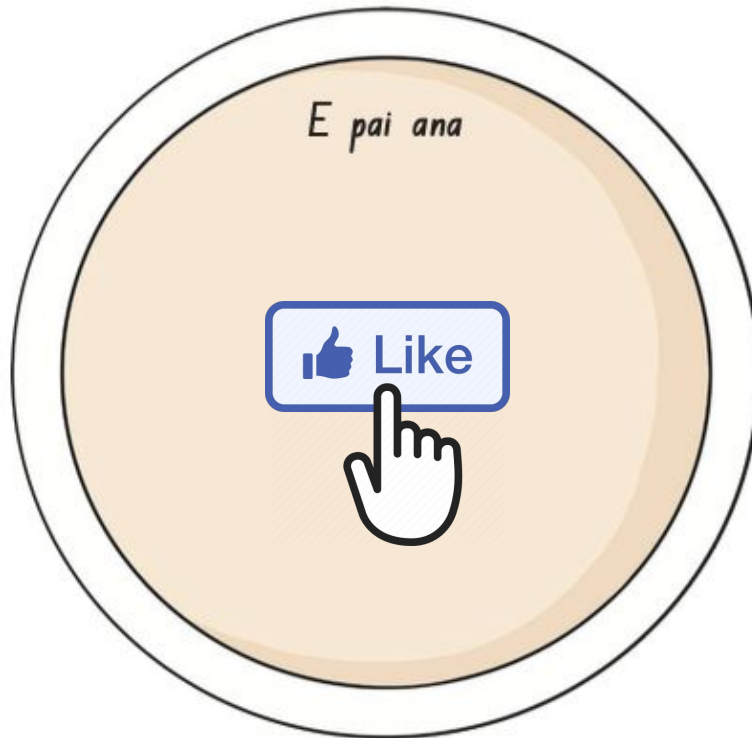
panana



āporo



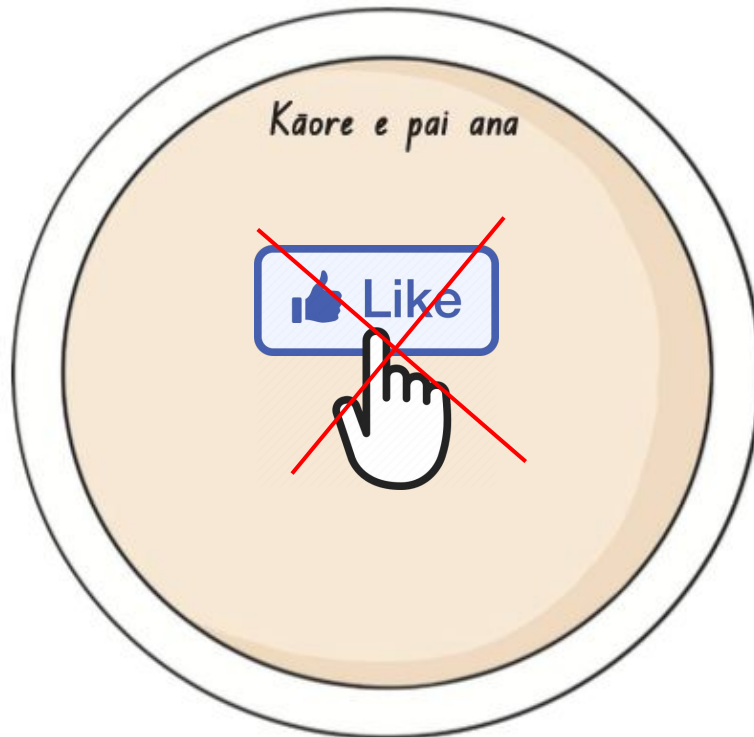
rōpere



aniana



tomato



ārani



Tuesday

Rātu



Writing

Opinion Writing

Which day is better?
Why?



Saturday

or



Tuesday

Handwriting practice lines for the opinion writing section. The section contains ten sets of horizontal lines, each consisting of a solid top line, a dashed middle line, and a solid bottom line, providing a guide for letter height and placement.

Name: _____

Maths

Number of the Day

Today's number is:

Before:



After:



Write it as a word:

Tally It:

Fill in the tens frames:



____ tens
____ ones

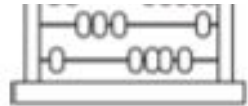
Write as a number sentence (e.g. $5+3=8$ or $4+4=8$)

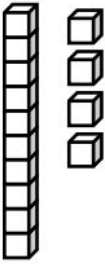

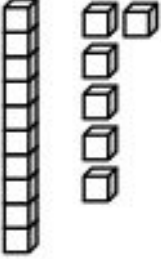
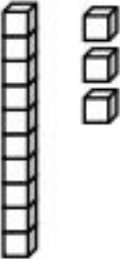
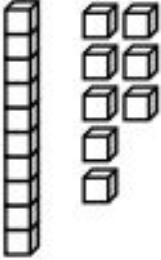
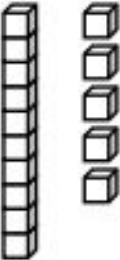
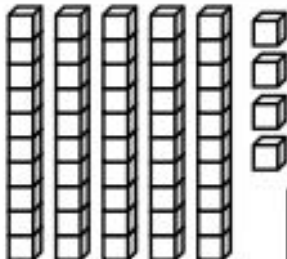
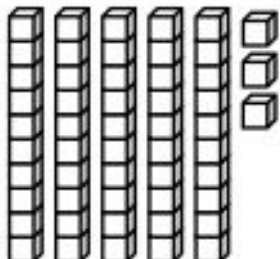
Show where it is on the number line:



Maths

Place Value: Count, Write, Add



 <div data-bbox="494 324 778 600"> <div>14</div> <div>104</div> </div> <table border="1" data-bbox="204 586 386 728"> <tr> <td>1</td> <td>4</td> </tr> <tr> <td>Tens</td> <td>Ones</td> </tr> </table> <div data-bbox="438 660 750 716"> 10 + 4 = 14 </div>	1	4	Tens	Ones	 <div data-bbox="1101 324 1388 600"> <div></div> <div></div> </div> <table border="1" data-bbox="813 586 997 728"> <tr> <td></td> <td></td> </tr> <tr> <td>Tens</td> <td>Ones</td> </tr> </table> <div data-bbox="1045 683 1364 716"> + = </div>			Tens	Ones
1	4								
Tens	Ones								
Tens	Ones								
 <div data-bbox="486 784 774 1064"> <div></div> <div></div> </div> <table border="1" data-bbox="199 1041 383 1182"> <tr> <td></td> <td></td> </tr> <tr> <td>Tens</td> <td>Ones</td> </tr> </table> <div data-bbox="422 1131 742 1164"> + = </div>			Tens	Ones	 <div data-bbox="1093 784 1380 1064"> <div></div> <div></div> </div> <table border="1" data-bbox="813 1041 997 1182"> <tr> <td></td> <td></td> </tr> <tr> <td>Tens</td> <td>Ones</td> </tr> </table> <div data-bbox="1045 1131 1364 1164"> + = </div>			Tens	Ones
Tens	Ones								
Tens	Ones								
 <div data-bbox="486 1232 774 1512"> <div></div> <div></div> </div> <table border="1" data-bbox="199 1489 383 1630"> <tr> <td></td> <td></td> </tr> <tr> <td>Tens</td> <td>Ones</td> </tr> </table> <div data-bbox="422 1579 742 1612"> + = </div>			Tens	Ones	 <div data-bbox="1093 1232 1380 1512"> <div></div> <div></div> </div> <table border="1" data-bbox="813 1489 997 1630"> <tr> <td></td> <td></td> </tr> <tr> <td>Tens</td> <td>Ones</td> </tr> </table> <div data-bbox="1045 1579 1364 1612"> + = </div>			Tens	Ones
Tens	Ones								
Tens	Ones								
 <div data-bbox="486 1691 774 1971"> <div></div> <div></div> </div> <table border="1" data-bbox="199 1960 383 2101"> <tr> <td></td> <td></td> </tr> <tr> <td>Tens</td> <td>Ones</td> </tr> </table> <div data-bbox="422 2049 742 2083"> + = </div>			Tens	Ones	 <div data-bbox="1093 1691 1380 1971"> <div></div> <div></div> </div> <table border="1" data-bbox="813 1960 997 2101"> <tr> <td></td> <td></td> </tr> <tr> <td>Tens</td> <td>Ones</td> </tr> </table> <div data-bbox="1045 2049 1364 2083"> + = </div>			Tens	Ones
Tens	Ones								
Tens	Ones								

Te Reo – colours (ngā tae)

Word Search



Words can be found



	pango
	poroporo
	māwhero
	whero
	mā

	karaka
	parauri
	kākāriki
	kikorangi
	kōwhai

☐ PANGO

☐ KIKORANGI

☐ POROPORO

☐ KŌWHAI

☐ KARAKA

☐ PARAURI

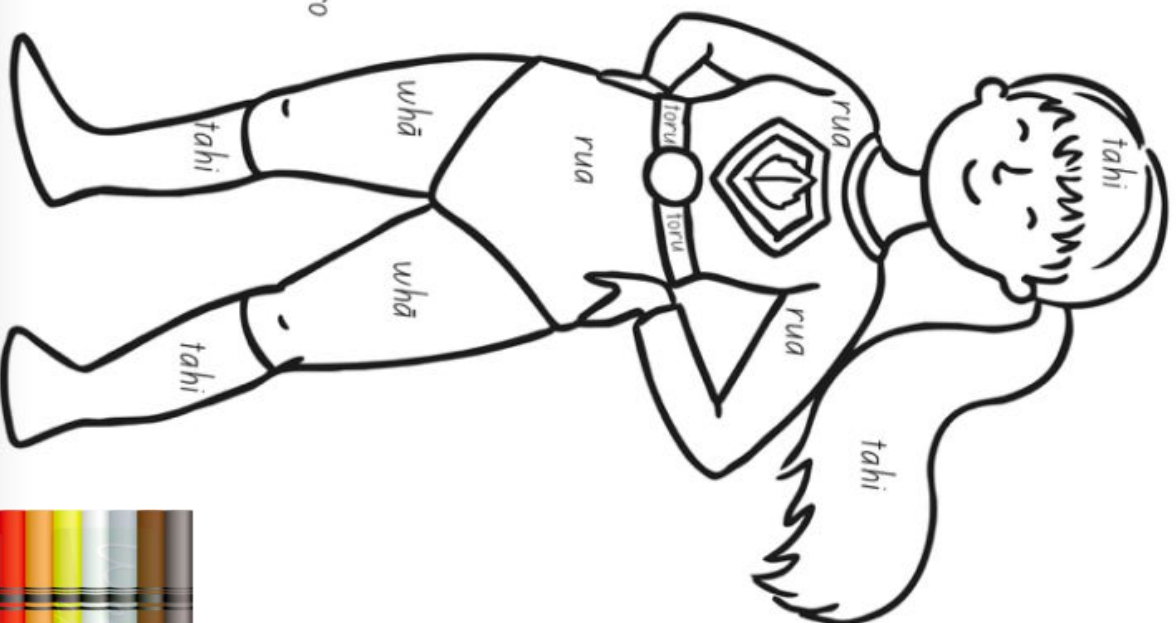
☐ KĀKĀRIKI

☐ WHERO

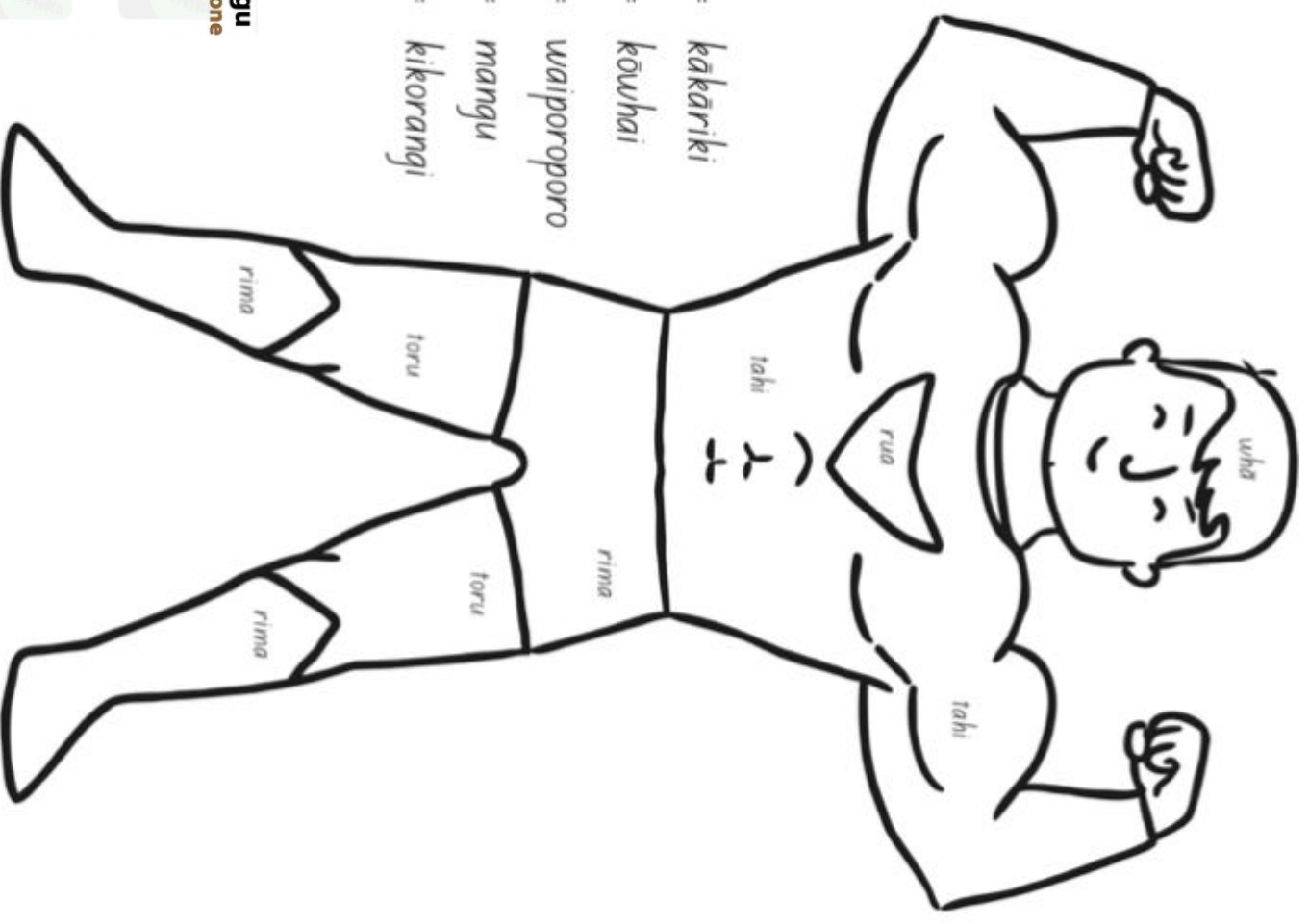
☐ MĀ

☐ MĀWHERO

- 1 = kākārīki
- 2 = kīkorangi
- 3 = kōwhai
- 4 = waiporoporo



- 1 = kākārīki
- 2 = kōwhai
- 3 = waiporoporo
- 4 = mangu
- 5 = kīkorangi

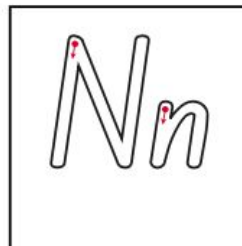


Handwriting



Notes to remember:

- My letters sit on the line.
- My lower case letters are the same height.
- My upper case letters touch the top of the line.
- I start the letter at the right point.
- I use finger spaces between each new letter or new word.



Say the sound: n for nose.

Now copy the letters and words into your handwriting book.

n n n

N N N

Nn Nn Nn

no

not

now



Wednesday

Rāāpa



Reading Comprehension

Maori Creation Myth




In the beginning of time there was nothing, no earth, sea or sky, just darkness. In this nothingness, Ranginui the sky father and Papatūānuku the earth mother came to be. They had many children who lived between them in the darkness.



As the children grew up, they wondered what it would be like to live in the light. Tūmataunga, the fiercest of all the sons, shouted to his brothers, "Let's kill them!" The brothers disagreed. Tanemahuta, the god of the forests and birds, had a solution to the problem, "We will push them apart. Ranginui will be in the sky above us and Papatūānuku will stay below us so she remains close."



Rongomatāne, the god of cultivated food, tried to push his parents apart. He pushed and pushed with no success. Then Tangaroa, the god of the sea, and Haumia-tiketike, the god of wild food joined him. Together, they pushed and pushed but still their parents would not let go of each other.



Eventually, Tāne tried. He placed his shoulders on his mother and his feet on his father and pushed hard for a very long time. Rangi and Papa called out in distress. "Why are you doing this?" "Please don't separate us!" Tāne continued to push with his strong legs until finally, Rangi and Papa were prised apart.



The children were excited to finally have light and space to move. Tāwhirimātea, the god of the wind, was angry about the separation. He could not stand to hear his parents in pain, or to see the tears coming from Ranginui. Tāwhirimātea fought his brothers with wind, storms, clouds, rain, mist and fog.



Later when the world was calm, Tāne created forests and plants to keep Papa warm and clothed. In the branches of the trees, he made homes for the birds. Then he wove a cloak of stars and threw it up in to the sky for his father.

Questions about Maori Creation Myth

Answer the questions below in full sentences.

1. Who is Ranginui?

2. Who wanted to kill their parents?

3. How did Tane separate his parents?

4. 'until finally Rangi and Papa were prised apart.' What does prised mean?

5. What word could you use instead of prised?

6. What do we (humans) call the tears of Ranginui?

7. When Tawhirimatea was angry, what damage could he have done to the earth?



Writing



Write 3 reasons why you would choose friends or toys.

I would rather

Maths

Circle the biggest number:

92 91 89 19

Circle the smallest number:


61 58 64 76

Count forwards:

68 _____

81 _____

Write the addition sum:



_____ + _____ = _____

Show 32 on the abacus:



Tens	Ones

63 = 60 + 3 so

49 = _____ + _____

78 = _____ + _____

What time is on the clock?

_____ : _____



Order these numbers from smallest to biggest:

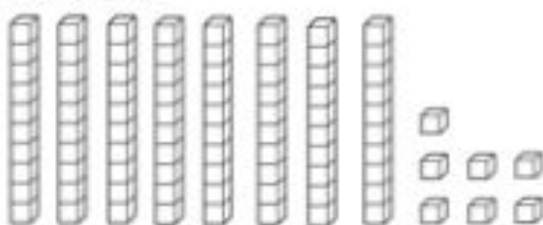
95 83 97 80 88

S						B
---	--	--	--	--	--	---

54 25 65 70 66

S						B
---	--	--	--	--	--	---

How many?



Tens	Ones

Write the expanded form

_____ + _____ = _____

Solve these number sentences:

15 + 5 = _____

18 + 3 = _____

12 - 6 = _____

9 - 7 = _____

Fill in the missing numbers

48	49			
	54			57


Name: _____



sides	corners


Boggle

How many words can you find?



pet

play







sit

sing

Phonics

dge Words Cut and Stick

Cut and stick the letters to make the word for the picture in the box.

sl	r	e	ba	d	dge
dge	dge	u	dge	o	sm

Tānemahuta (Tāne)



Thursday

Rāpare



Reading Comprehension

Name: _____

Breakfast Surprise

By Guy Belleranti




Chipmunk woke up. She was hungry.

Chipmunk ran to the garden. Oh no! The carrots were gone. Rabbit ate them all for breakfast, she thought.

Chipmunk ran to the berry bushes. Oh no! The berries were gone, Bear ate them all for breakfast, she thought.

Chipmunk ran to the trees. Oh no! The nuts on the trees were gone. Bird ate them all for breakfast, she thought.

What could she eat for breakfast?



Suddenly she heard voices calling. "Over here, Chipmunk. By the river."

Chipmunk ran to the river. She saw four piles of carrots, berries and nuts.

"Surprise!" cried Rabbit, Bear and Bird. "We made breakfast for all of us."

"Thank you," Chipmunk said. "Let's eat!"

Breakfast Surprise



Questions

1. When does this story take place?

- a. before bedtime
- b. after dinner
- c. in the morning
- d. in the winter

Draw lines to match the words from the story with their meanings.

- 1. carrots ● bunny; hare

2. Where does this story take place?

- a. in a city
- b. in a forest
- c. in the sea
- d. in a cold place

- 2. berries ● fruits in a hard shell

3. Use the words in the box to complete the sentences.

berries	nuts	carrots
---------	------	---------

- 3. nuts ● fruits that are small and juicy

First, Chipmunk looked for _____.

Next, Chipmunk looked for _____.

- 4. hungry ● first meal of the day

Then Chipmunk looked for _____.

- 5. breakfast ● long, orange vegetables

4. Chipmunk heard voices calling.

They said "**Over here, Chipmunk, by the river.**"

Whose voices did Chipmunk hear?

- 6. rabbit ● wanting to eat

Writing

Name: _____

Breakfast Surprise

By Guy Belleranfi



In the story, "Breakfast Surprise," Chipmunk and her friends eat carrots, nuts, and berries for breakfast.

Write about 3 of your favorite breakfast foods.
Tell why you like each one.

Maths

Name: _____



ADDING TENS

I know



So I also know



I know



So I also know



I know



So I also know



I know



So I also know



I know



So I also know



I know



So I also know



Maths

Place Value

Circle the numbers that have an 8 in the ones place.

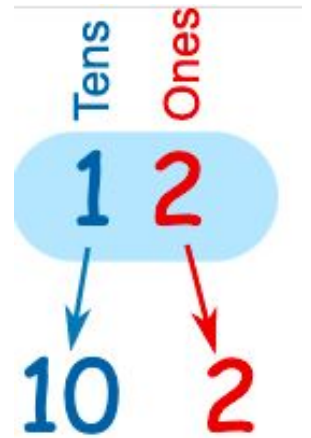
18 21 28 90 87 48 80 43 58 12 57

Circle the numbers that have a 1 in the tens place.

21 14 78 41 17 19 76 10 51 69 11

Circle the numbers that have a 5 in the tens place.

54 19 59 95 25 50 51 15 67 11 26




Tens and Ones

Write how many tens and ones are in these numbers. The first one has been done for you.

48	four tens and eight ones
32	
56	
73	
21	
67	
40	
9	

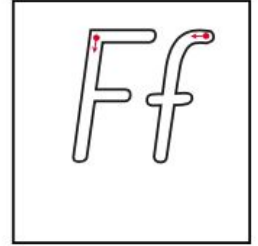
one two three four five six seven eight nine ten

Handwriting



Notes to remember:

- My letters sit on the line.
- My lower case letters are the same height.
- My upper case letters touch the top of the line.
- I start the letter at the right point.
- I use finger spaces between each new letter or new word.



Say the sound: f for fish.

Now copy the letters and words into your handwriting book.

f f f

F F F

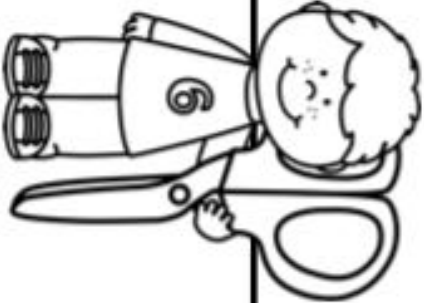





















Ff Ff Ff

for

four

from

Te Reo

				Counting 1 to 10 Cut and paste to match.							
Name _____											
 one 		 two 		 three 		 four 		 five 		 six 	
 seven 		 eight 		 nine 		 ten 					
								<div>ono</div> <div>tahi</div> <div>whitu</div> <div>toru</div> <div>iwa</div> <div>tekau</div> <div>rima</div> <div>rua</div> <div>waru</div> <div>whā</div>			

Disney
MOANA
NOVEMBER 23
IN 3D AND REAL D 3D



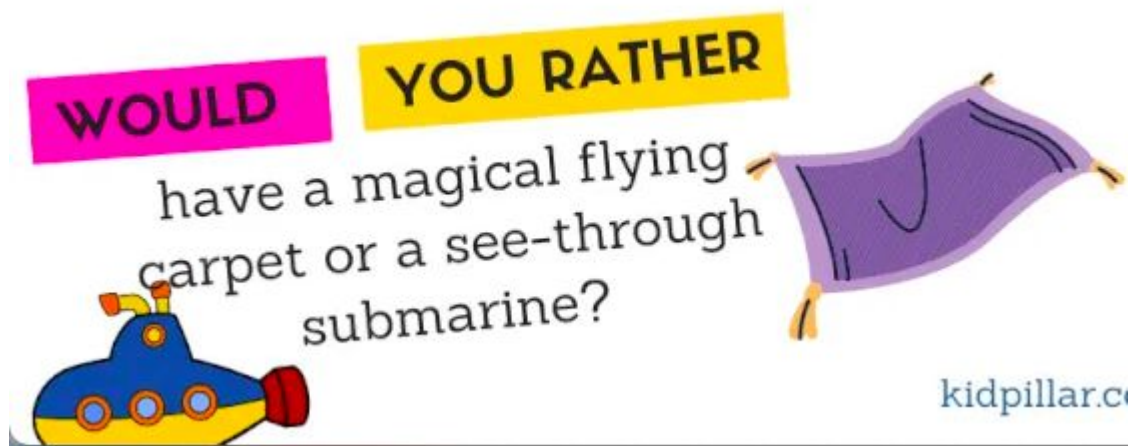
PG

Friday

Rāmere



Writing



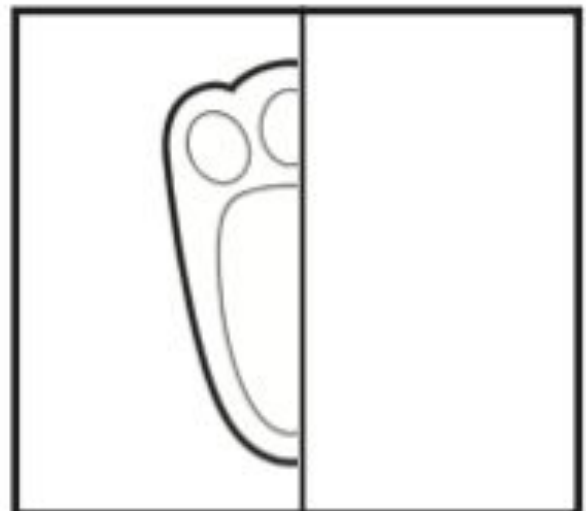
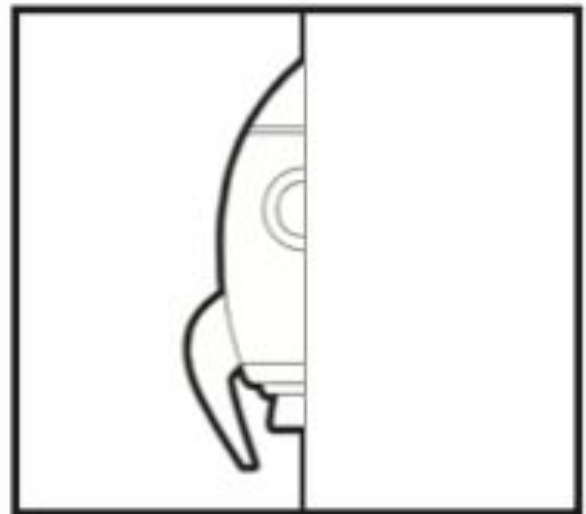
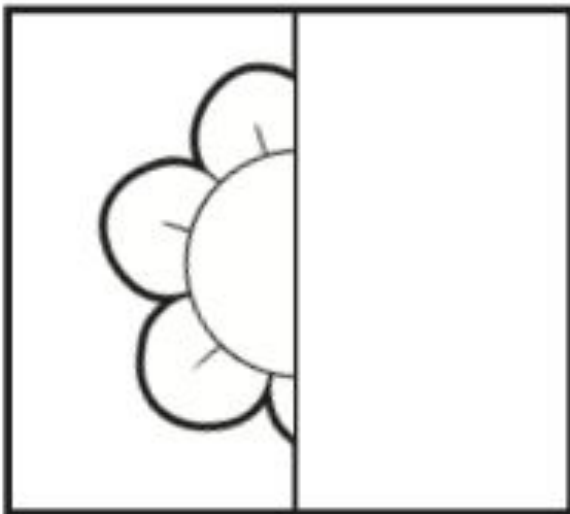

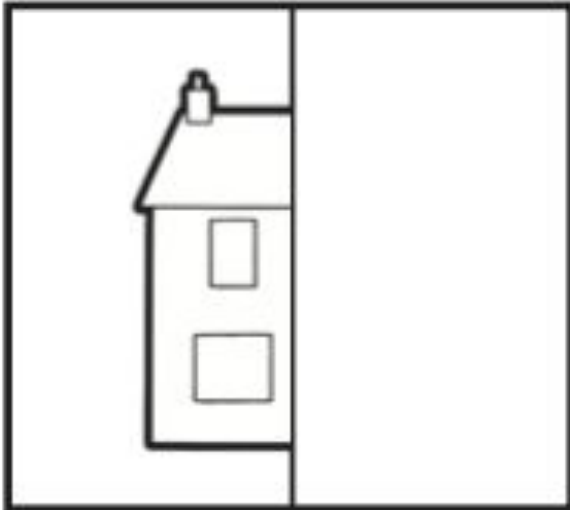
Write 3 reasons why you would choose a magic carpet or a see-through submarine.

I would rather

Maths

Draw the Other Half


Complete the pictures below by drawing the other half.
Finish the pictures by colouring them in.



Maths

Name: _____

POPCORN ADDITION

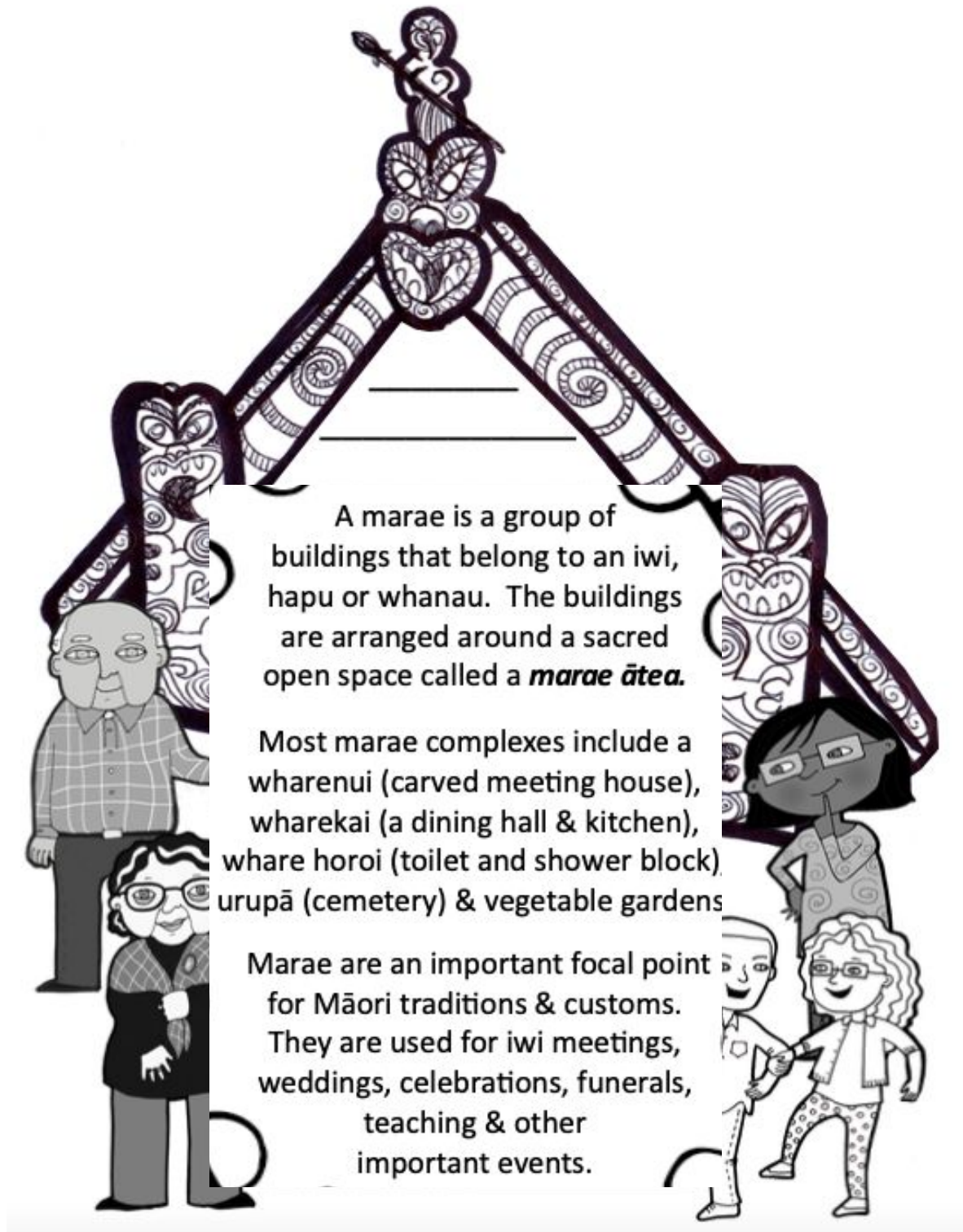


$20 + 20$	$10 + 10$	$60 + 30$	$10 + 40$	$30 + 30$
	$50 + 20$	$30 + 20$	$30 + 50$	$40 + 20$
$50 + 10$	$50 + 20$	$40 + 40$	$60 + 10$	$70 + 20$

©laurenfairclough

70	40	50	60	90
80	50	60	20	40
90	80	70	60	70

Reading Comprehension



What is a marae? _____

What is a wharekai? _____

What events happen at a marae? _____

MARAE WORDS

Can you find all the words inside this word find? Watch out, because the words go forwards, backwards, across & diagonally!

T	M	Q	W	O	K	R	U	N	S	P	M	E	I
J	A	O	T	E	A	R	O	A	L	O	A	G	M
Q	R	N	B	H	F	C	Z	E	X	W	O	D	A
W	A	T	G	U	Y	W	A	V	E	H	R	S	N
H	E	P	H	A	O	R	N	A	M	I	I	L	U
A	D	I	E	J	T	K	W	F	K	R	G	C	H
R	W	U	X	A	V	A	Z	B	W	I	Y	T	I
E	H	M	R	P	G	R	W	S	Q	L	O	W	R
K	A	H	E	N	I	A	J	H	K	N	I	F	I
A	N	X	A	G	C	N	Y	B	E	H	A	D	Z
I	A	R	U	S	N	G	T	V	A	N	W	G	R
K	U	O	L	E	C	A	H	P	P	M	U	Q	J
T	W	H	A	R	E	N	U	I	B	F	I	A	D

Marae	Whanau	Manuhiri
Pōwhiri	Wharenuī	Karanga
Māori	Wharekai	Iwi / hapu
Turangawaewae	Tangata Whenua	Aotearoa

Wharehenui

Cut out the words below and use them to label the picture of the Wharehenui.

Carved Figure

TEKOTEKO

Head

KORUKU

Arms

Maihi

Carvings over door & window

PAE

Hands

RAPARAPA

Legs

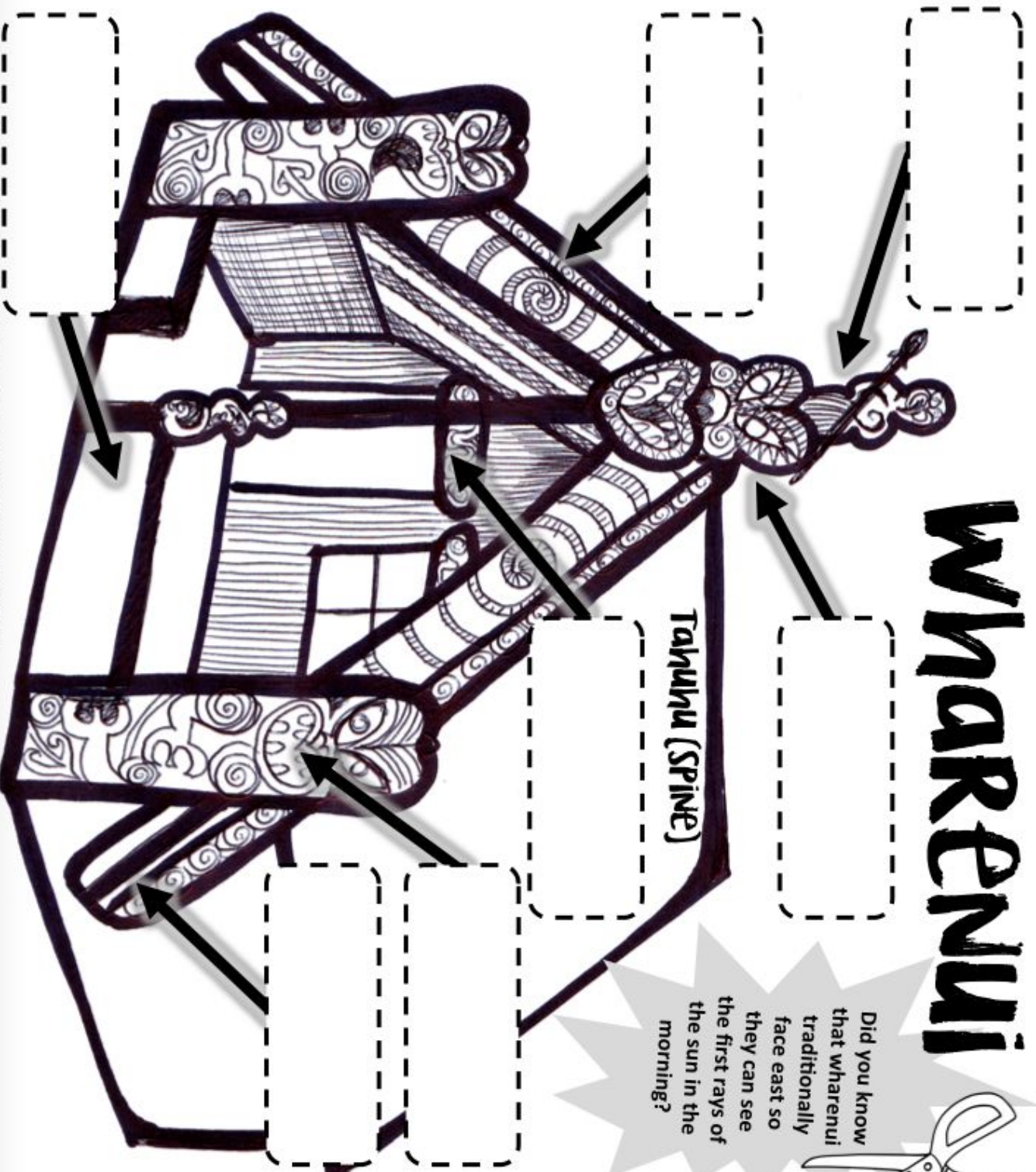
AMO

Bench at the front

PAEPAE

Tahuhu (Spine)

Did you know that wharehenui traditionally face east so they can see the first rays of the sun in the morning?



Te Reo

Visit: <https://maoridictionary.co.nz/> to find the meaning of the Te Reo words in the wordsearch. Kōanga means Spring!



RECENT SEARCHES

kia ora

Kōanga

a h o p u t i p u t i ā
m n t p r ū e t k e t n
p g a r h o p u a w a i
ū r m ē o p e n w t i k
r t ē m a e r h k o n m
e w k e m n o p ī r n t
r ō n a k o a t w n g t
e h ī n k p m n o i k u
h t u n g ā t u p u h p
u w n ē i p k o i n o u
a r m t h w a i m u a k
w k ō a n g a t k i m ē

putiputi

pī

ua

pūrerehua

rēme


ngā tupu

puawai

tupu

kōanga

Māori Language Week



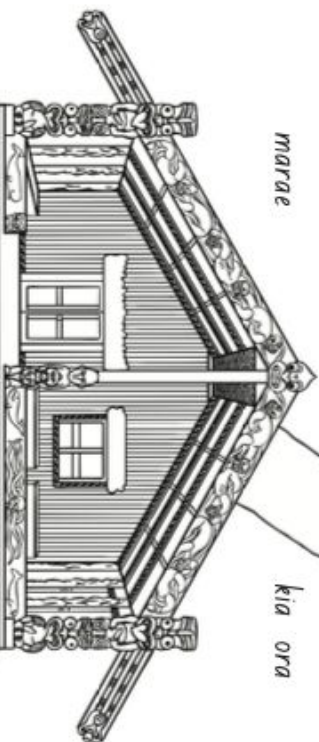
atua

whānau



marae

kia ora




kai



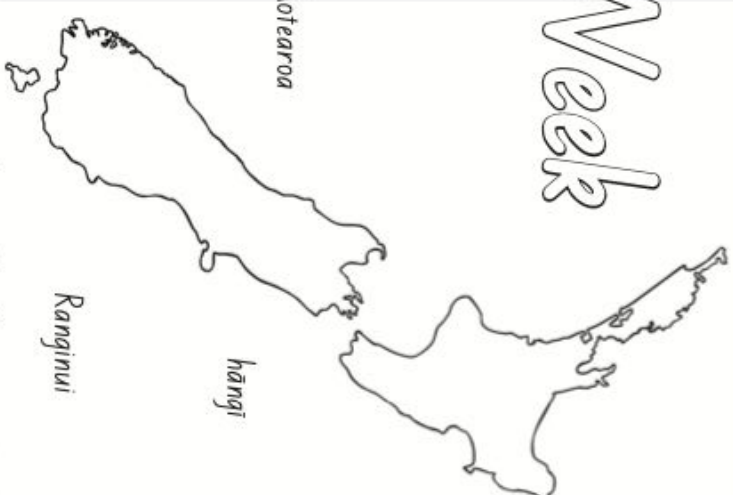
haka

whenua



Papatūānuku

Aotearoa



hāngi

Ranginui



