

# **Year 2**

# **Independent Learning Sheets**

*Mon 15 Nov - Fri 19 Nov*



**PONSONBY**  
PRIMARY SCHOOL

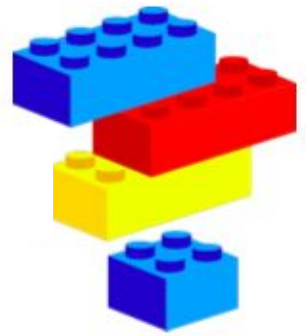
# **Monday**

*Rāhina*



# Reading Comprehension


## All About Lego



Did you know that the Lego company is over 80 years old? The Lego company began in 1932 in a country called Denmark. The name Lego means “play well.”

There are over 2,200 different types of Lego toys! Wow! The Lego toys come in 55 different colors, too!

Legos are made by heating plastic until it is so hot, it melts. Then it goes into molds where the melted plastic sits for 7 seconds to cool. Once it is cooled, out comes a Lego block!



# All About Legos

1. The Lego company is over \_\_\_\_\_ years old.

- A. 55
- B. 80
- C. 2,200

2. Legos come in 55 different \_\_\_\_\_.

- A. colors
- B. shapes
- C. yeards

3. What is the last step of the Lego making process?

- A. melting
- B. molding
- C. cooling

4. Which country were Legos created in?

- A. United states
- B. Denmark
- C. France

1. What does the name "Lego" mean? Why do you think that name was chosen?

-----

-----

-----

2. What are the 3 steps to make a Lego block?

-----

-----

-----

3. Why do you think children like to play with Legos?

-----

-----

-----

# Editing

## Editing Practice

Fix and rewrite the sentences by adding capital letters where they belong.

1. lily and olivia love easter because of the chocolate eggs! (3)

---

---

2. i live in 44 beach street, claremont. (4)

---

---

- 3 miss winter wasn't at school on friday. (3)

---

4. dr morgan works monday, tuesday and friday. (5)

---

5. lucy is going to australia for christmas this year. (3)

---

# Maths

Lego block addition up to 20!

14  
+ 1  
=

5  
+ 6  
=

8  
+ 8  
=

9  
+ 3  
=

4  
+ 10  
=

15  
+ 5  
=

8  
+ 2  
=

10  
+ 8  
=

7  
+ 6  
=

3  
+ 15  
=

10  
+ 7  
=

5  
+ 4  
=

13  
+ 2  
=

8  
+ 9  
=

7  
+ 7  
=

2  
+ 11  
=

6  
+ 12  
=





4  
+ 16  
=

# Maths

## HOW MANY BUILDING BRICKS TALL WORKSHEET

How many bricks tall are the following objects?



<p>water bottle</p> 	<hr/>
<p>book</p> 	<hr/>
<p>pencil</p> 	<hr/>
<p>cup</p> 	<hr/>

# Phonics

Name \_\_\_\_\_

## GLORIOUS GLOWSTONE




Read the story three times  
and highlight a block each time.



The sun glistened in the sky. It was a glorious day. All week the weather had been gloomy but now it was finally sunny. Steve was glad. The lake gleamed like glass. In a cave entrance something glistened. Steve glided over to check it out. "Oh my!" said Steve, "It's glowstone." "Glorious, glittering glowstone!"

Draw the story



Highlight the 'gl' words



Write three 'gl' words

\_\_\_\_\_

.....

\_\_\_\_\_

.....

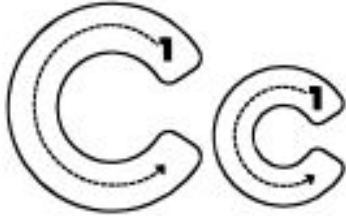
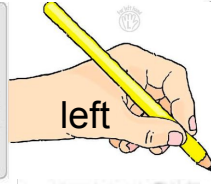
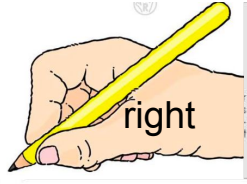

\_\_\_\_\_

.....

\_\_\_\_\_

# Handwriting

## Good Pencil Grip



## JOKE OF THE DAY

Warm up. Trace and write.

C C C c c c

why call was

Trace it.

Why did the cake go to the  
doctor? It was feeling crummy.

What do you call a pile of  
cats? A meow-ntain

Practice it.

Check your work.

- ☐ Capital letters
- ☐ Lowercase letters

- ☐ Spaces
- ☐ Punctuation
- ☐ Read it aloud



# Look and Find

Can you find:

- ☐ three blue caps
- ☐ a gray beard
- ☐ a lion
- ☐ a broomstick
- ☐ a ghost
- ☐ headphones
- ☐ a zipper
- ☐ a feather
- ☐ a red bowtie
- ☐ a pair of glasses
- ☐ three pair of gloves
- ☐ an arrow



# Tuesday

*Rātu*



# Reading Comprehension

## Let Go of My Lego!

by Nikki Aksamit

One Saturday afternoon, Mark and his friend Lance sat playing with Lego blocks on the carpet in Mark's room.



"I bet you don't know what 'Lego' means!" Lance said, snatching a red block right from out of Mark's hand. He stood and held the Lego block tight and put his hand behind his back.

"Lance!" Mark cried out as he jumped up, grabbing at his friend's hand.

"If you can tell me what 'Lego' means, I will give it back." Lance teased with a grin, twisting to keep the block away from his friend.

Mark tried to wrestle the Lego away, but it was no use. "I don't know." he said, plopping down with a big sigh.

Lance gave a knowing smile as he held out the block. "See the way the dots are raised here, and they fit with the holes in another block? Lego means '*fit together*' in a language called Latin."

Mark's mother had been watching from the doorway. "It also means '*play well*' in Danish." she said as she came into the room. Frowning, she took the red Lego from Lance's hand and gave it back to Mark. This time, it was Mark's turn to smile.

Name: \_\_\_\_\_

# Let Go of My Lego!

by Nikki Aksamit



1. Why is Mark upset in this story?
  - a. because his mother said he can't play with his Lego blocks
  - b. because Lance ruined his Lego creation
  - c. because Lance took a Lego block and won't give it back
  - d. because he doesn't know what the word 'lego' means

2. What does the Latin word 'lego' mean?

\_\_\_\_\_

3. What does the Danish word 'lego' mean?


\_\_\_\_\_

4. Why did Mark smile at the end of this story?

- a. Lance gave him his Lego back.
- b. Mom gave him his Lego back.
- c. Lance taught him a new fact.
- d. Mom started playing with the Legos.

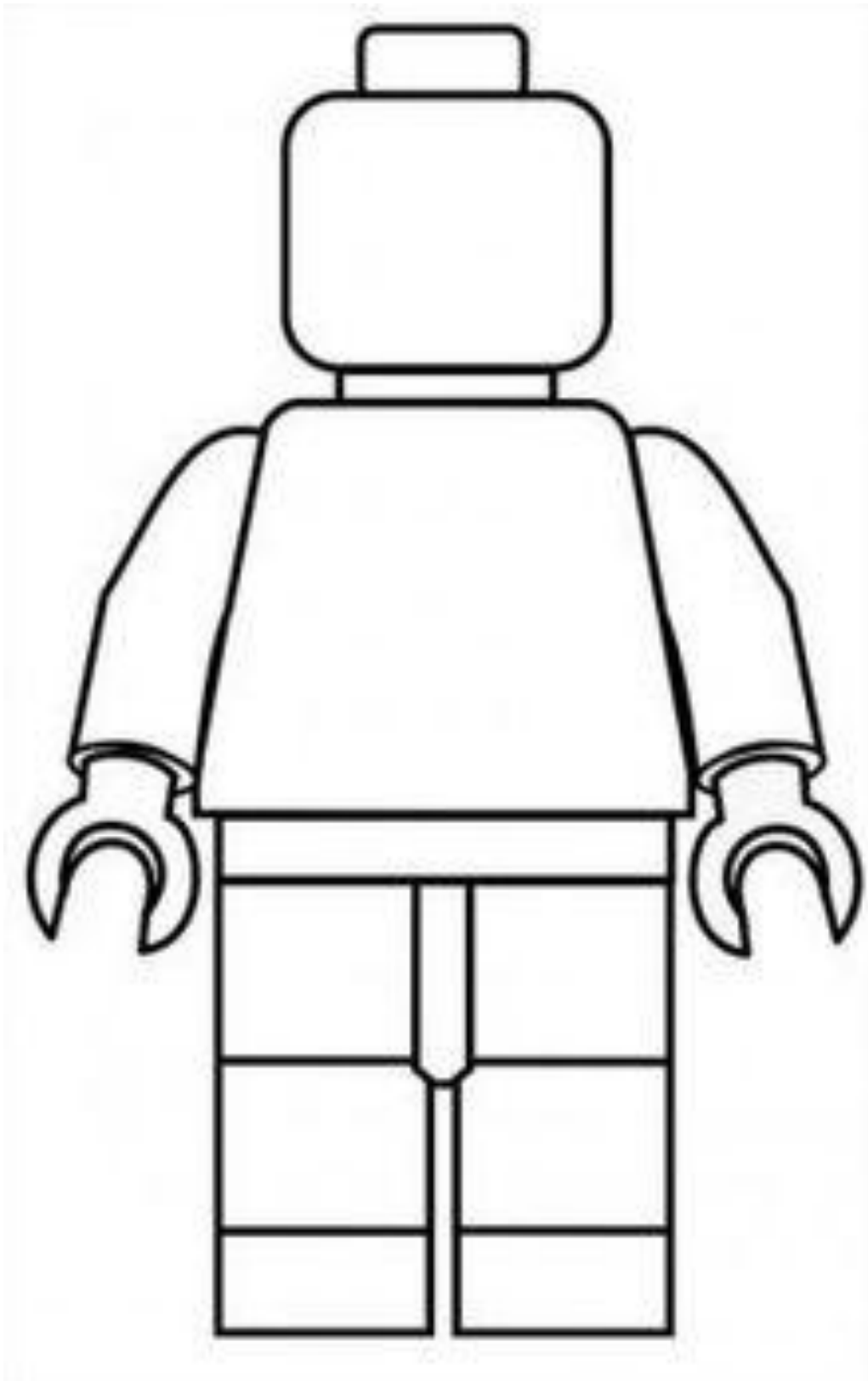
5. What is the setting of this story?

\_\_\_\_\_



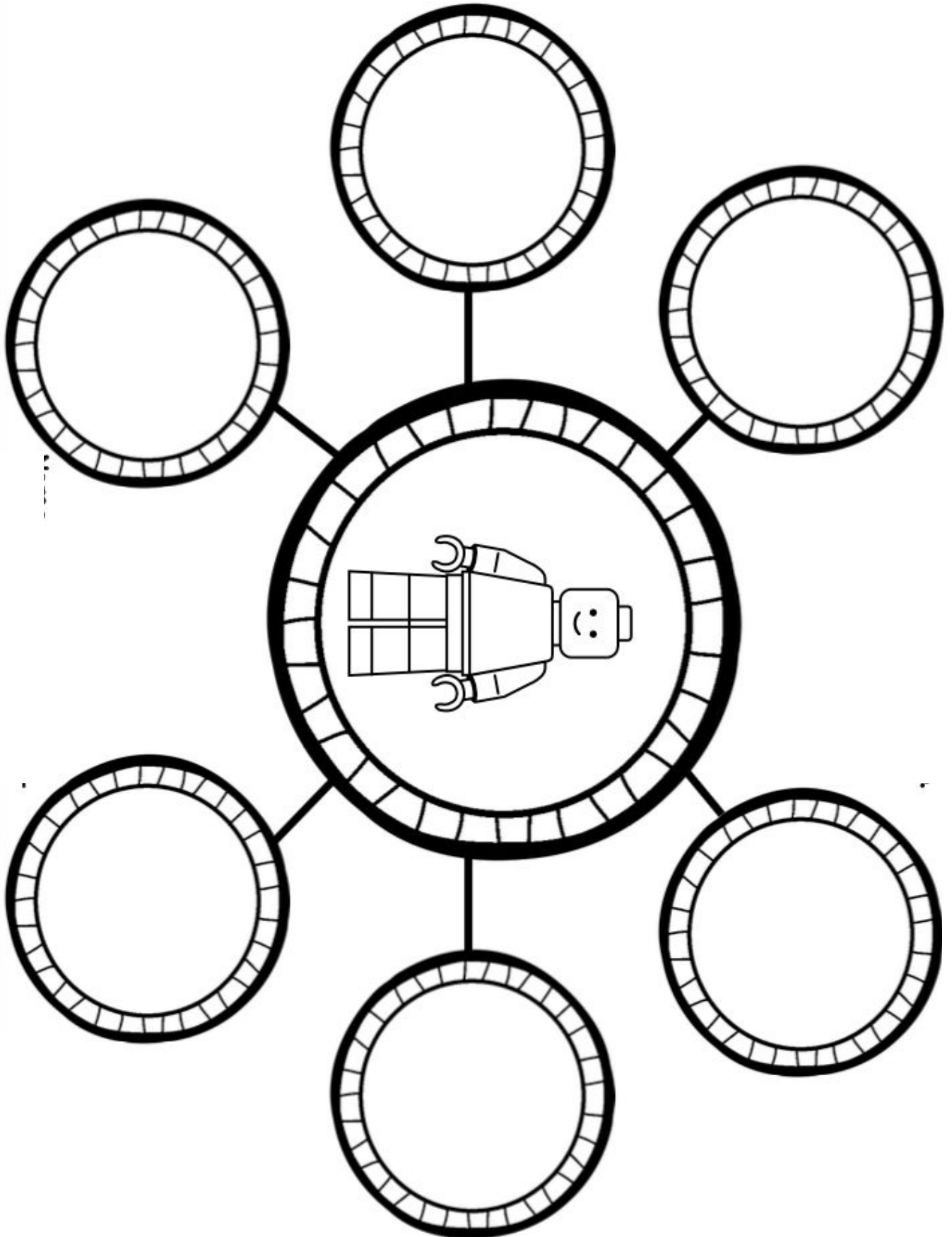
# **Design**

**Create Your Own  
Building Brick Character!**

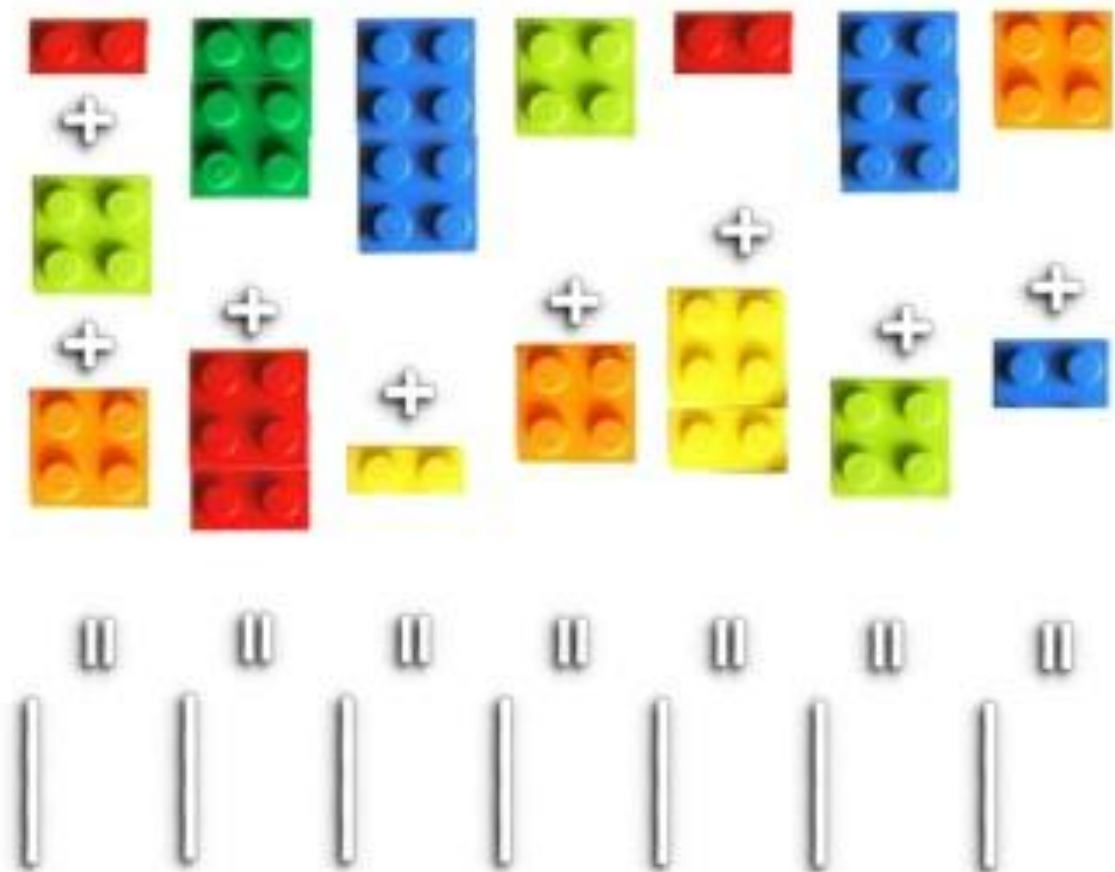
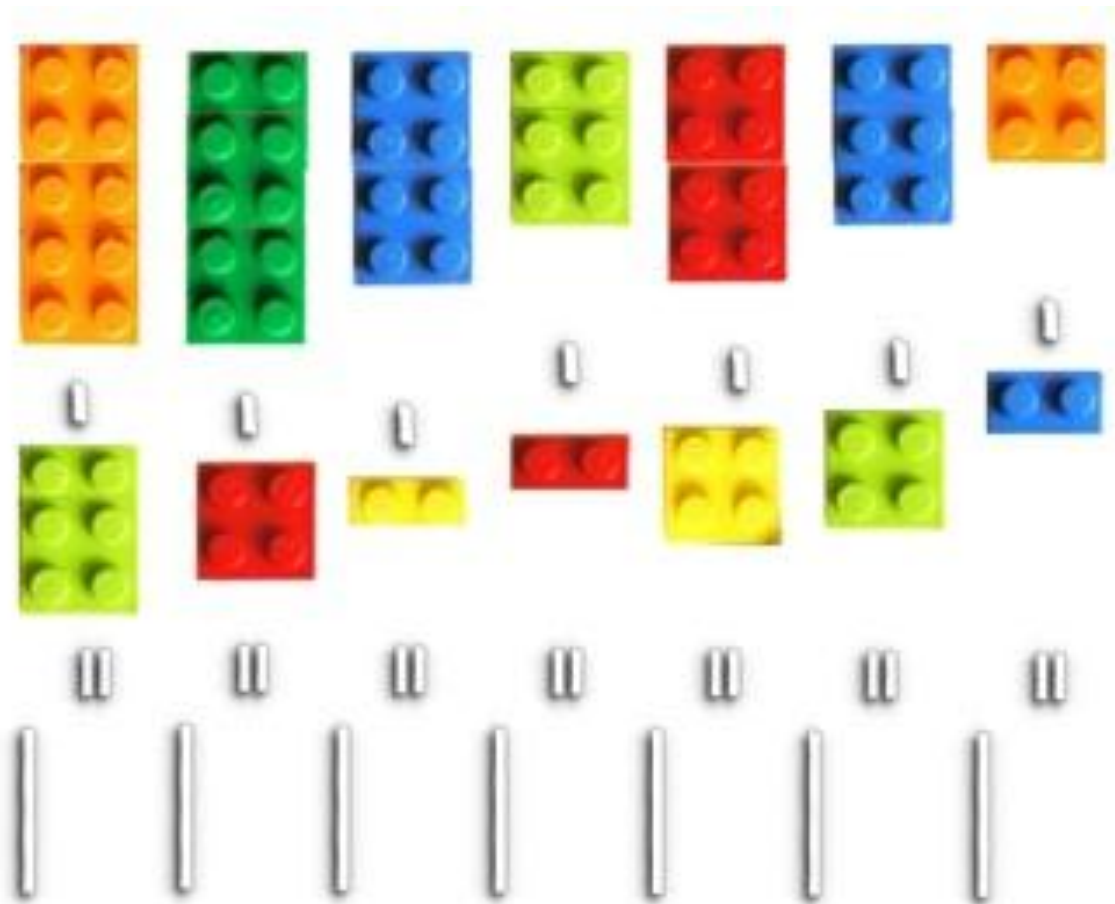


# Writing

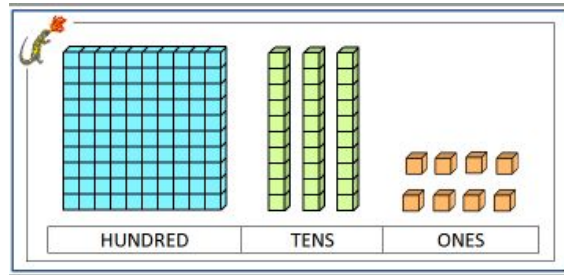
*Design your lego character on the previous page. Use this page to think of WOW words to describe your character on the inside and outside.*



# Maths

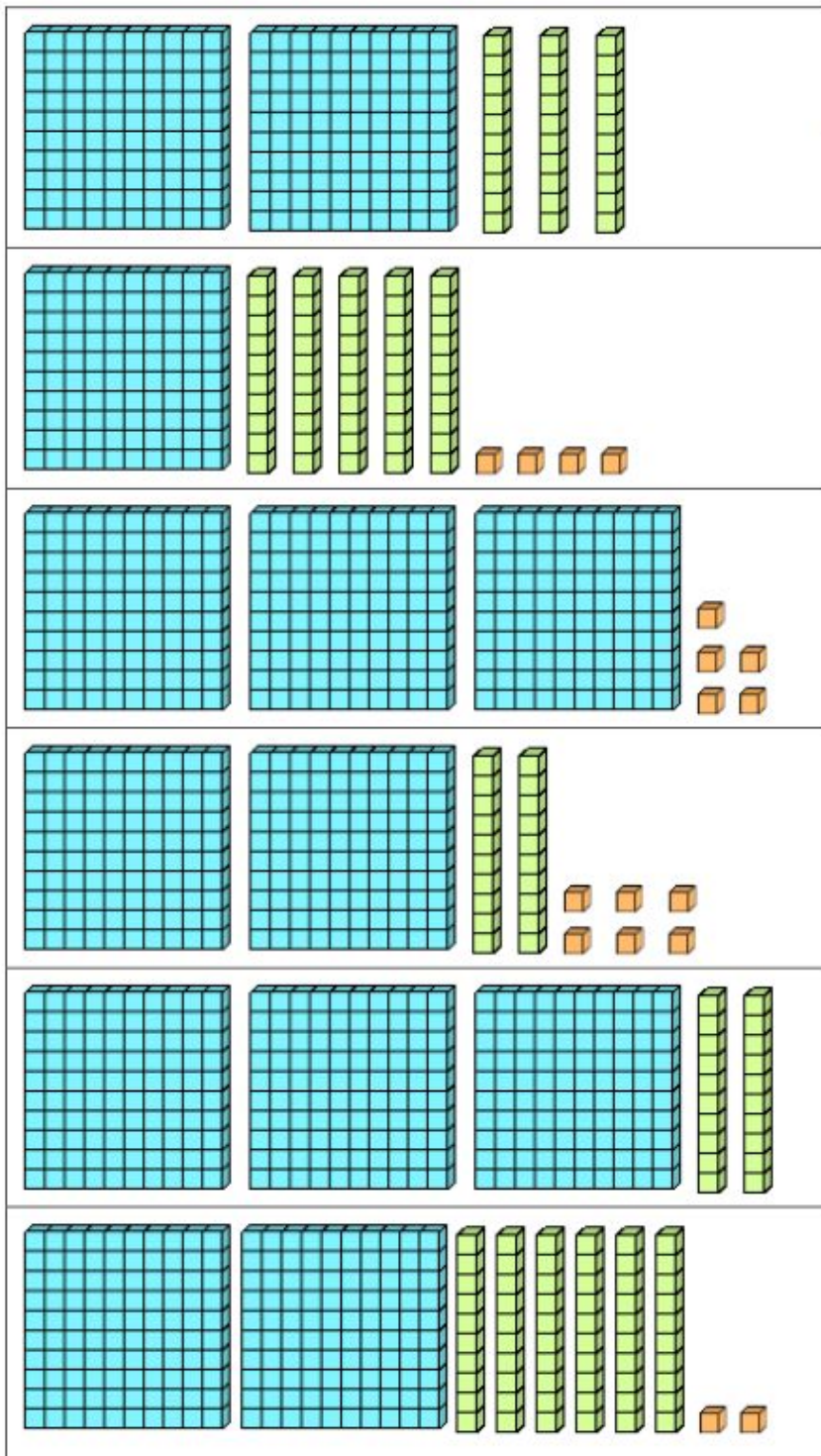


# Maths



## PLACE VALUE UP TO HUNDREDS: BLOCKS SHEET 1

Match the balloons to the correct number.



305

120

230


320

154

262

210

226



# Phonics

Name \_\_\_\_\_

## FLAMING FLOWERS




Read the story three times  
and highlight a block each time.



Flicker, flicker went the torch as Steve flopped  
on the couch. It had been a long night fleeing  
from floating Endermen. FLASH!. Lighting  
struck the flowers in the garden. The flames  
seemed to float from flower to flower. The  
flock! thought Steve and he flew out the open  
window and let the sheep flee into the fields.

Draw the story



Highlight the 'fl' words



Write three 'fl' words

\_\_\_\_\_

.....

\_\_\_\_\_

.....

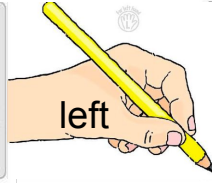
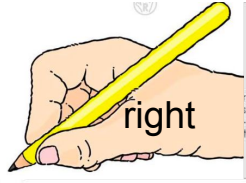
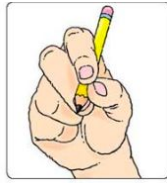
\_\_\_\_\_

.....

\_\_\_\_\_

# Handwriting

## Good Pencil Grip



## JOKE OF THE DAY

Warm up. Trace and write.

A A A a a a

has what book

Trace it.

What has a spine but no  
bones? A book!

What is a banana's favorite  
shoe? Slippers!

Practice it.

Handwriting practice lines for independent writing.

Check your work.

- ☐ Capital letters
- ☐ Lowercase letters

- ☐ Spaces
- ☐ Punctuation
- ☐ Read it aloud



# Wednesday

*Rāāpa*



# Reading Comprehension

## What Is Minecraft?

Minecraft is a super popular video game. In this game, players build and create with different types of blocks in digital, three-dimensional worlds.

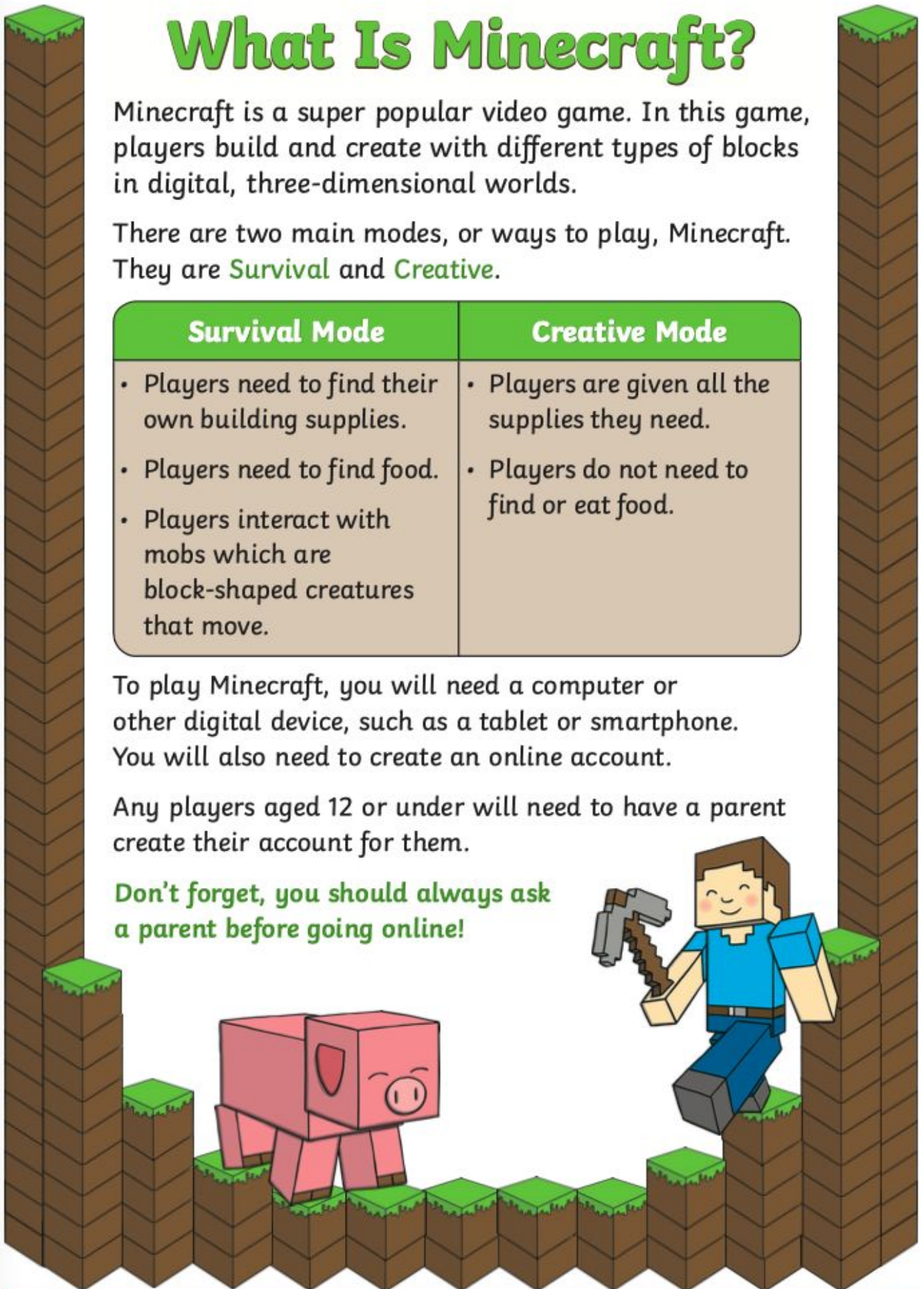

There are two main modes, or ways to play, Minecraft. They are **Survival** and **Creative**.

Survival Mode	Creative Mode
<ul style="list-style-type: none"><li>• Players need to find their own building supplies.</li><li>• Players need to find food.</li><li>• Players interact with mobs which are block-shaped creatures that move.</li></ul>	<ul style="list-style-type: none"><li>• Players are given all the supplies they need.</li><li>• Players do not need to find or eat food.</li></ul>

To play Minecraft, you will need a computer or other digital device, such as a tablet or smartphone. You will also need to create an online account.

Any players aged 12 or under will need to have a parent create their account for them.

**Don't forget, you should always ask a parent before going online!**



# Questions

1. Select the **best** definition for Minecraft.

- ☐ Minecraft is an online game.
- ☐ Minecraft is a popular video game in which players use blocks to build and create digital, 3D worlds.
- ☐ Minecraft is a fun game that can be played on a computer.

2. Which Minecraft mode do you think you would prefer to play?  
Explain your answer.

---

---

3. Draw an example of what a mob might look like.



4. Colour the things that you could use to play Minecraft.



# Writing

## Block Adventurer Writing Activity

Write a sentence about the block adventurer picture.

Use the boxes at the top to help you.

map



obsidian



chicken



gold ingot



slimeball




sound it out



finger spaces



full stop



---

---

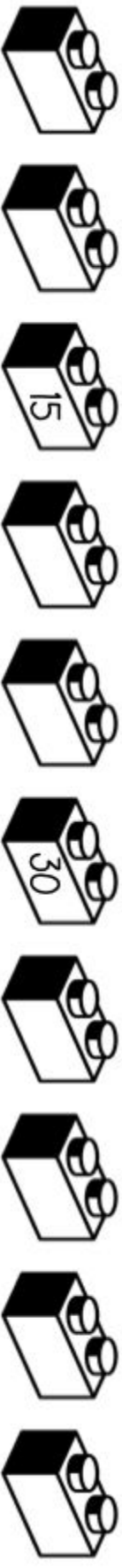
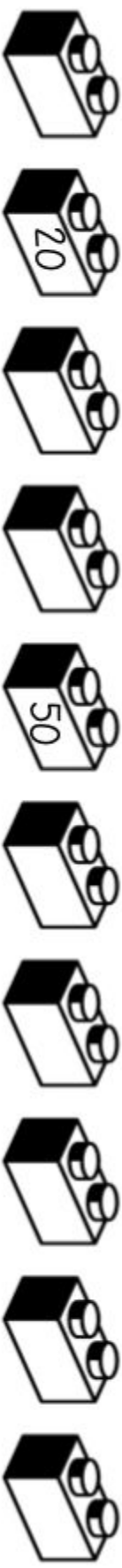
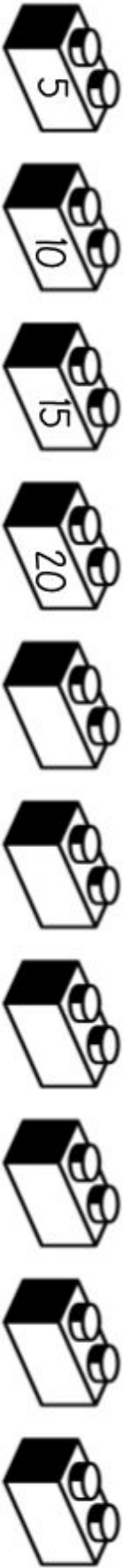
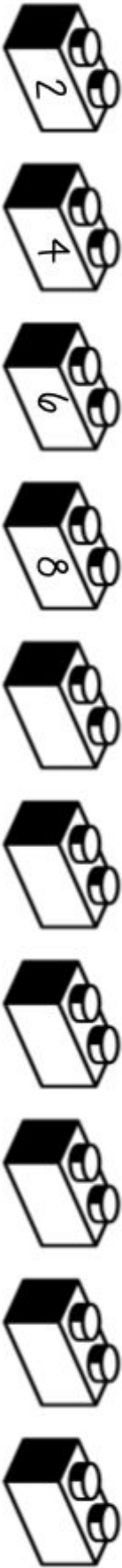
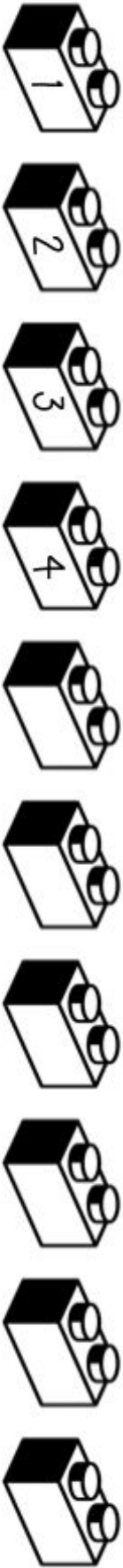
---

---

---

# Maths

Directions: Fill in the missing block with the correct number.




# Maths


## Addition to 20 Building Brick Cards Challenge Cards



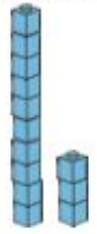
Addition to 20 Building Bricks

 $11 + 5 =$


Addition to 20 Building Bricks

 $12 + 6 =$


Addition to 20 Building Bricks

 $13 + 3 =$

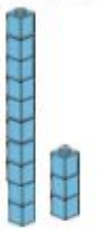
Addition to 20 Building Bricks

 $16 + 3 =$

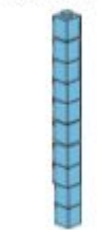
Addition to 20 Building Bricks

 $17 + 2 =$

Addition to 20 Building Bricks

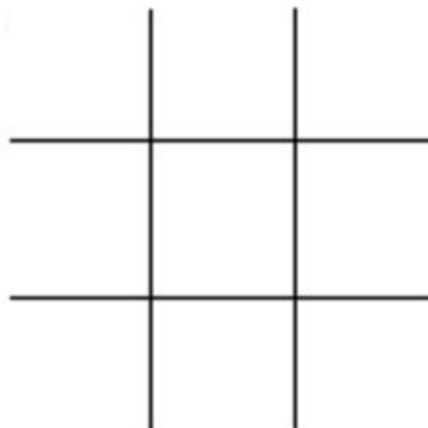
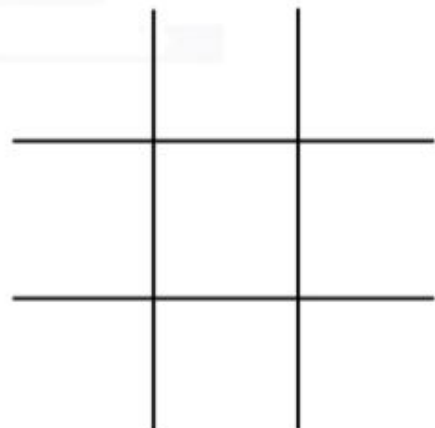
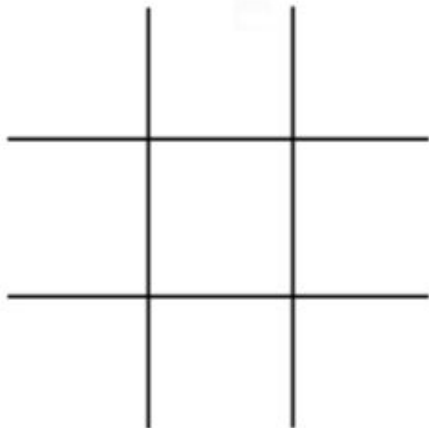
 $13 + 5 =$

Addition to 20 Building Bricks

 $10 + 5 =$

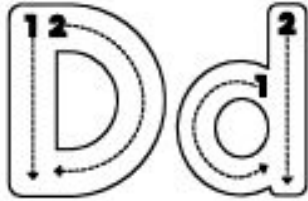
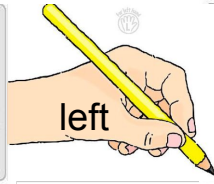
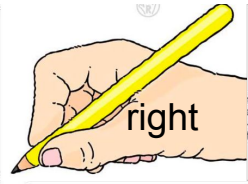
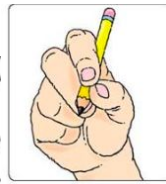
# TIC-TAC-TOE

Take turns marking an X or O on the game board and get 3 in a row to win. Best 2 out of 3 games is the champion.



# Handwriting

## Good Pencil Grip



## JOKE OF THE DAY

Warm up. Trace and write.

D D D d d d

kind didn't

Trace it.

What kind of pants does Mario wear? Denim denim denim

Why didn't the bicycle smile?

It was two-TIREd.

Practice it.

Handwriting practice lines for independent practice.

Check your work.

- ☐ Capital letters
- ☐ Lowercase letters


- ☐ Spaces
- ☐ Punctuation
- ☐ Read it aloud



# Maze



Help Yoda find Luke  
so he can train to be a Jedi.



# Craft

## PLACE VALUE CUT-OUTS ✂

CUT + GLUE A NUMBER OF THE BRICKS TO MAKE A PLACE VALUE PICTURE!

DECOMPOSE NUMBERS INTO TENS AND ONES WITH THIS SUPER-FUN PLACE VALUE ACTIVITY!

Your kids will love showing off their creative side as they use base-ten LEGO bricks to build anything at all they can imagine.

Once their creations are finished, they will count how "tens" and "ones" were used in their picture.



MY PICTURE HAS \_\_\_\_\_

\_\_\_\_\_

GROUPS OF  
**TEN.**

MY PICTURE HAS \_\_\_\_\_

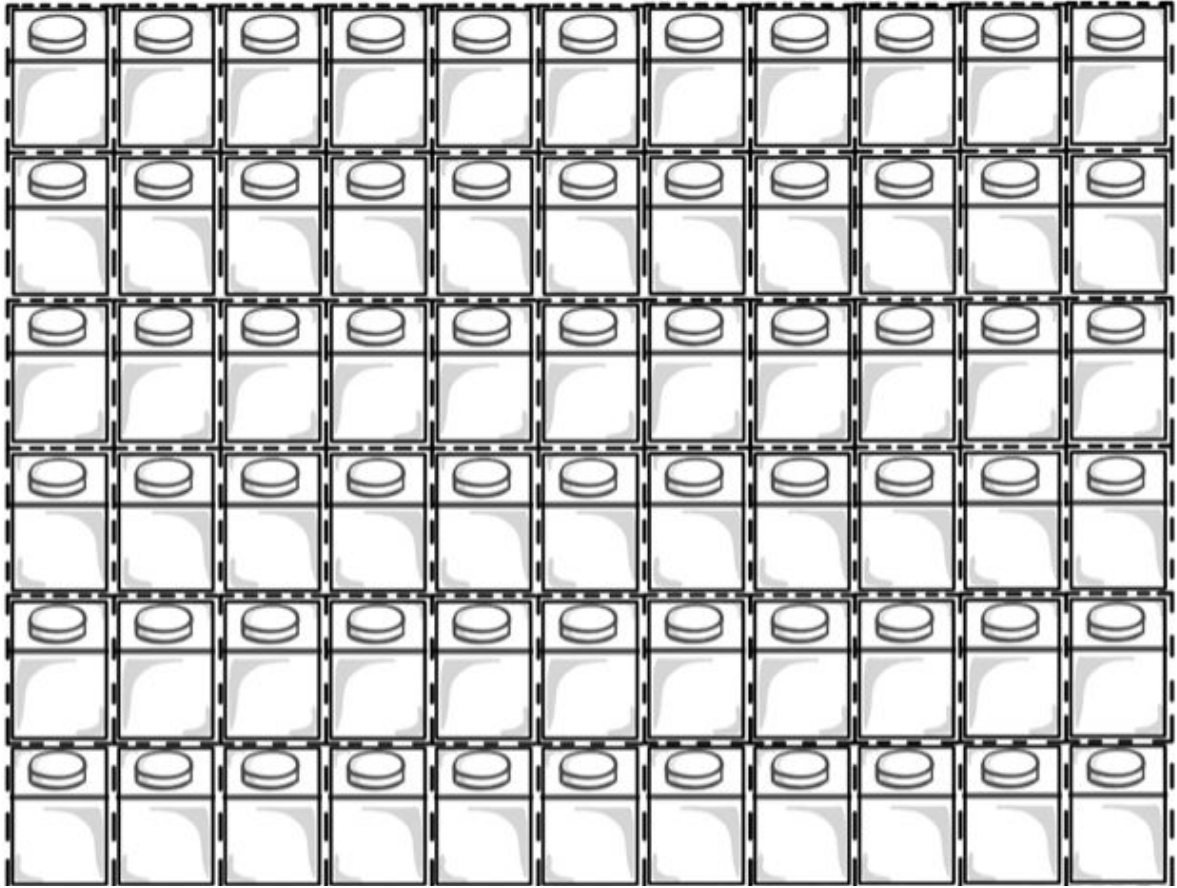
\_\_\_\_\_

**ONES.**


# PLACE VALUE CUT-OUTS ✂

CUT + GLUE A NUMBER OF THE BRICKS TO MAKE A PLACE VALUE PICTURE!

## BASE TEN CUT-OUTS: ONES ✂



Just  
for  
fun!



# BASE TEN CUT-OUTS: TENS ✂

