



PPS Values and Expectations

- T - Trust
- R - Respect
- U - Understanding & empathy towards others
- E - Excellence

Puriri Syndicate Years 3 & 4



**Julia
Nissen
Room 1**



**Rhona
Webb
Room 3
(M, Tu)**



**Nicole
Thomson
Baker
Room 3
(W, Th, F)**



**Olivia
Benge
Room 4**



**Annie
Cowsill
Room 4**



**Anja
Kingston
Room 10
(Team Leader)**



**Annika
Khouri
Room 11**

Email Addresses

Julia Nissen - Room 1 - Year 3 - jnissen@ponsprim.school.nz

Olivia Benge - Room 2 - Year 4 - obenge@ponsprim.school.nz

**Rhona Webb & Nicole Thomson Baker - Room 3 - Year 3 - rwebb@ponsprim.school.nz,
nthomsonbaker@ponsprim.school.nz**

Annie Cowsill - Room 4 - Year 4 - acowsill@ponsprim.school.nz

Anja Kingston - Room 10 - Year 3 - akingston@ponsprim.school.nz

Annika Khouri - Room 11 - Year 4 - akhouri@ponsprim.school.nz

Please drop us an email if there is something you wish to talk about, or a reminder for your child or anything that will save you coming in.



Please follow our classes as we post frequently and we would love you to see what we are up to.

Olivia Bengé - @2022room2

Nicole Thomson Baker & Rhona Webb - @MrsTBWebb

Annie Cowsill - @misscowsill

Anja Kingston - @kingstonclass

Julia Nissen - @mrsnissen83

Annika Khouri - @KhouriAnnika

Ponsonby Parent Support Group - Francis Naera

First meeting - 3rd of March at 7pm

A PPSG members main role is to ensure that our community is involved via fundraising to ensure that we can maintain the quality of resources that our school needs.

How can you help:

- Come along to the PPSG meetings (1 or 2 per term)
- Class Parent Liaison
- Provide support for our fundraisers

Two major fundraisers - Taste of Ponsonby (T2) and Guy Fawkes (T4)

If you have any ideas for how you can help PPS with fundraising, please email Francis - fnaera@ponsprim.school.nz

Fostering your child's independence - self management

We really encourage the children in Puriri syndicate to start taking responsibility for their independence which means:

- Not coming into the classroom before 8:30am
- Remembering items like devices, hats, drink bottles and togs
- Carrying their own school bag to school
- Getting ready for the day by bringing notices, filling drink bottle, bringing in their pencil case etc...
- Choosing a reading book to take home if they want to or need to
- Bringing in their devices **charged** (or charging them themselves at school)
- Remembering their homework on Friday

It would be great if you could foster this independence by gently reminding them if they have forgotten but letting them take responsibility for it.

Little problems that happen at school need to be sorted out at school if possible. It's much better if we can deal with the issue rather than you being unnecessarily concerned about it.

We expect children to prepare themselves for the day's work ahead. School starts at 8:50 so they need time to organise themselves. Being at school by 8:45 gives them this time.

We love seeing you in the class and encourage you to come in and have a look at your child's work. Having them show you their classroom and their work fosters their independence too.

Homework

Puriri Homework Guidelines 2022

There will be regular homework set Monday, Tuesday, Wednesday and Thursday nights. The children will be able to choose what maths and spelling activities they would like to do - this promotes flexibility and agency

Teacher Guidelines


- A minimum of 15 minutes reading and the Reading Log to be filled in. This might be a reader from school or a book they are reading at home.
- A minimum of 10 minutes learning and revisiting Numeracy Skills, basic facts and some strand work through a variety of websites/activity sheets
- A minimum of 5 minutes learning the weekly spelling list and spelling activities
- Creative Corner - the children can choose one of these a week - challenges outside the box.
- General Notices - for parents. They are usually upcoming events or reminders.

Children are encouraged to take responsibility for the completing the tasks but please talk to us if you have any concerns.

We know that children do after school activities so please let us know if they can't finish their homework and we can alter expectations.

Here is an example of the homework sheet for the week...

PURIRI HOMEWORK TASKBOARD

SPELLING Choose at least two spelling activities a week.	MATHS The teacher will let the children know which one to focus on each week.	CREATIVE CORNER Are you feeling creative? Give one of these challenges a go!								
Write your words 3 times each with different colours	Rainbow write all your words two times each	Write a story about anything of your choice.								
Write your words with <i>bubble</i> letters	Write your words in all CAPITAL letters	Draw a map of your bedroom and label it.								
Write each word and a word that rhymes with it	Write your words and count how many letters are in each Example: great = 5	Teach the teacher- Design a poster on something that you know a lot about.								
Pyramid all your words Example: c ca cat	Draw your words in the shape of your favourite animal	Make something out of recycled materials.								
<table border="1"> <tr> <td data-bbox="738 314 933 421"> Prototec </td> <td data-bbox="933 314 1128 421"> Hit the Button </td> </tr> <tr> <td data-bbox="738 421 933 459"> My level: </td> <td data-bbox="933 421 1128 459"> Focus: </td> </tr> <tr> <td data-bbox="738 459 933 571"> Study Ladder </td> <td data-bbox="933 459 1128 571"> timestable.co. nz </td> </tr> <tr> <td data-bbox="738 571 933 692"> Teacher Task (if given) </td> <td data-bbox="933 571 1128 692"> Happy Burger </td> </tr> </table>		Prototec	Hit the Button	My level:	Focus:	Study Ladder	timestable.co. nz	Teacher Task (if given)	Happy Burger	Go on a walk and find different patterns of nature.
Prototec	Hit the Button									
My level:	Focus:									
Study Ladder	timestable.co. nz									
Teacher Task (if given)	Happy Burger									
<p>OVER THE TERM WE WILL GRADUALLY INTRODUCE THESE INDEPENDENT MATHS CHOICES. WE WILL START WITH THE TEACHER GIVEN TASKS WHICH WILL BE LINKED TO OUR CLASS PROGRAMMES. WE WILL TEACH THE CHILDREN HOW TO ACCESS THESE WEBSITES AND WHAT THEIR INDEPENDENT MATHS LEVELS ARE.</p> 		<table border="1"> <thead> <tr> <th colspan="2" data-bbox="1174 743 1570 822"> TE REO MAORI </th> </tr> </thead> <tbody> <tr> <td data-bbox="1174 822 1369 958"> Find the te reo spelling for all your spelling words </td> <td data-bbox="1369 822 1570 958"> List 10 objects in your house and find the te reo word for them </td> </tr> <tr> <td data-bbox="1174 958 1369 1070"> Practise introducing yourself and asking questions. </td> <td data-bbox="1369 958 1570 1070"> Use the 'kupu' app to find words for objects around the house. </td> </tr> </tbody> </table>	TE REO MAORI		Find the te reo spelling for all your spelling words	List 10 objects in your house and find the te reo word for them	Practise introducing yourself and asking questions.	Use the 'kupu' app to find words for objects around the house.		
TE REO MAORI										
Find the te reo spelling for all your spelling words	List 10 objects in your house and find the te reo word for them									
Practise introducing yourself and asking questions.	Use the 'kupu' app to find words for objects around the house.									

HOMWORK - TERM1, WEEK 3

Make sure you complete the blank space below so your teacher knows about all the amazing maths, reading, spelling you've been doing at home!

SPELLING WORDS

MY WORDS

MATHS ACTIVITIES - CHOOSE 1 A NIGHT

MONDAY

TUESDAY

WEDNESDAY

THURSDAY

REFLECTIONS / WHAT HAVE I BEEN DOING?

READING BOOK - 15 MINUTES A NIGHT

MONDAY

TUESDAY

WEDNESDAY


THURSDAY

NOTICES

- **Monday the 15th Feb 6pm-7pm** - Lucie Cheeseman information evening about Inquiry Learning in Maths in hall. Lucie is working closely with our staff and an expert in the field, so please come along if you're interested in getting an insight into the maths programme.
- **Wednesday 24th Feb 7pm** - PPSG meeting.
- **Sports team trials** - many sports will be having trials in the first few weeks, please discuss with your child about sports and what commitments they can be a part of.
-

Here is an example of the homework sheet for the week...

LEARN TO SPELL WITH PROTOTEC

SPELLING	MATHS	CREATIVE CORNER										
Choose at least two spelling activities a week.	The teacher will let the children know which one to focus on each week.	Are you feeling creative? Give one of these challenges a go!										
<table border="1"> <tr> <td data-bbox="79 306 214 492">Write your words 3 times each with different colours</td> <td data-bbox="214 306 355 492">Rainbow write all your words two times each</td> </tr> </table>	Write your words 3 times each with different colours	Rainbow write all your words two times each	<table border="1"> <tr> <td data-bbox="390 306 525 448"><u>Prototec</u></td> <td data-bbox="525 306 666 448"><u>Hit the Button</u></td> </tr> <tr> <td data-bbox="390 448 525 492">My level:</td> <td data-bbox="525 448 666 492">Focus:</td> </tr> </table>	<u>Prototec</u>	<u>Hit the Button</u>	My level:	Focus:	<table border="1"> <tr> <td data-bbox="701 306 842 405">Write a story about anything of your choice.</td> <td data-bbox="842 306 983 405">Draw a map of your bedroom and label it.</td> </tr> </table>	Write a story about anything of your choice.	Draw a map of your bedroom and label it.		
Write your words 3 times each with different colours	Rainbow write all your words two times each											
<u>Prototec</u>	<u>Hit the Button</u>											
My level:	Focus:											
Write a story about anything of your choice.	Draw a map of your bedroom and label it.											
<table border="1"> <tr> <td data-bbox="79 525 214 667">Write your words with bubble letters</td> <td data-bbox="214 525 355 667">Write your words in all CAPITAL letters</td> </tr> </table>	Write your words with bubble letters	Write your words in all CAPITAL letters	<table border="1"> <tr> <td data-bbox="390 525 525 667"><u>Study Ladder</u></td> <td data-bbox="525 525 666 667"><u>timestable.co.nz</u></td> </tr> <tr> <td data-bbox="390 667 525 710">Teacher Task (if given)</td> <td data-bbox="525 667 666 710"><u>Happy Burger</u></td> </tr> </table>	<u>Study Ladder</u>	<u>timestable.co.nz</u>	Teacher Task (if given)	<u>Happy Burger</u>	<table border="1"> <tr> <td data-bbox="701 525 842 623">Teach the teacher- Design a poster on something that you know a lot about.</td> <td data-bbox="842 525 983 623">Make something out of recycled materials.</td> </tr> <tr> <td data-bbox="701 623 842 667">Go on a walk and find different patterns of nature.</td> <td data-bbox="842 623 983 667">Carry out a random act of kindness every day - this could be helping your parents or friends.</td> </tr> </table>	Teach the teacher- Design a poster on something that you know a lot about.	Make something out of recycled materials.	Go on a walk and find different patterns of nature.	Carry out a random act of kindness every day - this could be helping your parents or friends.
Write your words with bubble letters	Write your words in all CAPITAL letters											
<u>Study Ladder</u>	<u>timestable.co.nz</u>											
Teacher Task (if given)	<u>Happy Burger</u>											
Teach the teacher- Design a poster on something that you know a lot about.	Make something out of recycled materials.											
Go on a walk and find different patterns of nature.	Carry out a random act of kindness every day - this could be helping your parents or friends.											
<table border="1"> <tr> <td data-bbox="79 710 214 852">Write each word and a word that rhymes with it</td> <td data-bbox="214 710 355 852">Write your words and count how many letters are in each Example: great=5</td> </tr> </table>	Write each word and a word that rhymes with it	Write your words and count how many letters are in each Example: great=5	<p>OVER THE TERM WE WILL GRADUALLY INTRODUCE THESE INDEPENDENT MATHS CHOICES. WE WILL START WITH THE TEACHER GIVEN TASKS WHICH WILL BE LINKED TO OUR CLASS PROGRAMMES. WE WILL TEACH THE CHILDREN HOW TO ACCESS THESE WEBSITES AND WHAT THEIR INDEPENDENT MATHS LEVELS ARE.</p> 	<table border="1"> <tr> <th colspan="2" data-bbox="701 732 983 809">TE REO MAORI</th> </tr> <tr> <td data-bbox="701 809 842 951">Find the te reo spelling for all your spelling words</td> <td data-bbox="842 809 983 951">List 10 objects in your house and find the te reo word for them</td> </tr> <tr> <td data-bbox="701 951 842 1049">Practise introducing yourself and asking questions.</td> <td data-bbox="842 951 983 1049">Use the 'kupu' app to find words for objects around the house.</td> </tr> </table>	TE REO MAORI		Find the te reo spelling for all your spelling words	List 10 objects in your house and find the te reo word for them	Practise introducing yourself and asking questions.	Use the 'kupu' app to find words for objects around the house.		
Write each word and a word that rhymes with it	Write your words and count how many letters are in each Example: great=5											
TE REO MAORI												
Find the te reo spelling for all your spelling words	List 10 objects in your house and find the te reo word for them											
Practise introducing yourself and asking questions.	Use the 'kupu' app to find words for objects around the house.											
<table border="1"> <tr> <td data-bbox="79 896 214 1049">Pyramid all your words Example: c ca cat</td> <td data-bbox="214 896 355 1049">Draw your words in the shape of your favourite animal</td> </tr> </table>	Pyramid all your words Example: c ca cat	Draw your words in the shape of your favourite animal										
Pyramid all your words Example: c ca cat	Draw your words in the shape of your favourite animal											

The maths

<https://www.topmarks.co.uk/maths-games/hit-the-button>

<https://maths.prototec.co.nz/>

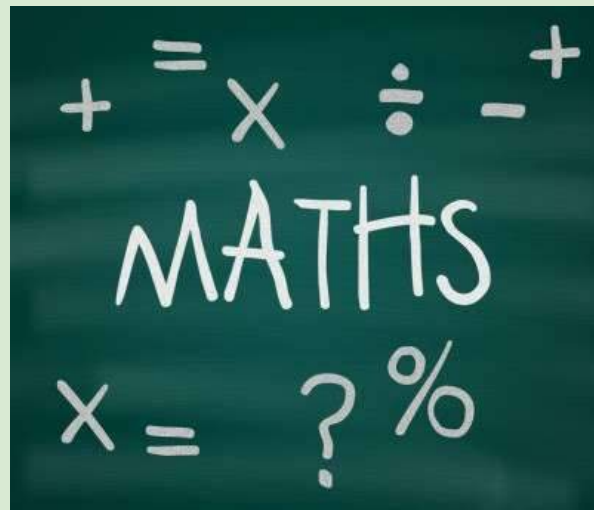
Maths

In Puriri we will be teaching our own class and will follow the approach of inquiry based learning to align with our strategic goals of 21st century learning.

This will involve working with mixed trios.

Workshops will support children's levels, this may be whole class or in groups.

We are using a new programme this year called Sumdog - it replaces Mathletics and we will be teaching the children how to use it.



Reading

Year 3 and 4 is a transition time when we as teachers move from organising all reading material, to when children are encouraged to make sensible selections. These can include:

- Library books - school and public
- Old favourites from the independent book box (these will be an easier level for recreational reading)
- Books from their own shelves
- Fiction and nonfiction (a balance)
- Comics and graphic novels (a balance)
- Websites - e.g. Epic



When listening to your children read, it's not all in decoding the words. Reading on the lines, between the lines and beyond the lines.

We cannot stress enough the importance of reading to your children. Don't forget to take the time to discuss the books.

Writing



- **Inquiry-based topics:**
 - Inquiry topic underpins genre choices each term.
 - Linked to reading programme and oral language skill set.
- **Assessment:**
 - 'Cold' and 'Hot' task each term
 - 2-3 syndicate moderations each year
- **Goal-Setting:**
 - Students should be able to articulate their next steps, so do ask!
- **Questions you could ask at home to engage with Writing:**
 - What are your next learning steps this term?
 - What did you think about your Cold/Hot Task feedback?
 - What style of writing do you enjoy the most? (find examples at home if you can!)

Broad Curriculum Development Programme - Year 3 & 4

This occurs on a Thursday after morning tea and after lunch. Children will select two activities a term.
Each term they will be able to choose two new activities (numbers permitting).

BLOCK 2 - Pick 1	
11:30 - 1:00	Sports Leadership with Mrs Benge
	Te Reo with Ms Cowsill
	Triathlon with Mrs Nissen
11:30 - 1:00	Gardening with Mrs Thomson-Baker
	Art with Miss Kingston
	Choir with Mrs Hamilton
BLOCK 3	
2:00 - 2.50	Cartooning with Ms Cowsill
	Recorder with Mrs Nissen
	Origami with Mrs Benge
	Dance with Mrs Hamilton
	Coding with Miss Kingston
	Ukulele with Mrs Thomson-Baker

As the year progresses there may be other options available for the children. We will keep you posted.

Digital Technology



Please join us on twitter!

Looking for a device?

PB Tech
JB HiFi

The children will sign a Cyber

Safety Agreement

Common Apps/Websites we use...



Maths



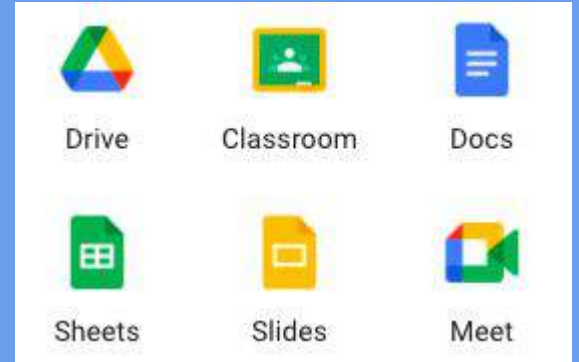
Reading



Spelling



Reading



Year 4's use these a lot

Home Learning

If we have to switch to home learning throughout the year, Year 3's will use Zoom and Year 4's Google Meets to connect with their teachers and learning.

We will create learning packs in Year 3 for literacy (reading, writing and phonics) and maths which can, be printed out at home or collected from school. Year 4's will mostly use their devices to access their learning. Teachers will continue with online learning classes each day providing a range of whole class, small group and individual lessons so that we can cater to all the needs of our students.

Common Apps/Websites we use...



Maths



Reading



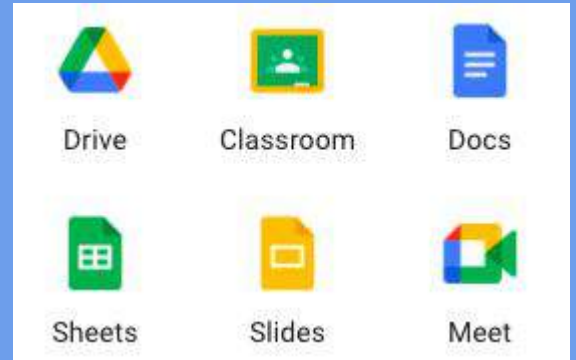
Spelling



Basic Facts



Reading



Drive

Classroom

Docs

Sheets

Slides

Meet

Year 4's use these a lot

**We are really excited about working with your children
and with you this year.**

**We are loving getting to know them and finding out
how they best want to learn.**

Thank you for coming!

From the Puriri Team