



PPS Values and Expectations

- T - Trust
- R - Respect
- U - Understanding & empathy towards others
- E - Excellence

Puriri Syndicate Years 3 & 4



**Julia
Nissen
Room 1**



**Anja
Kingston
Room 10
(Team Leader)**



**Olivia
Benge
Room 4**



**Annie
Cowsill
Room 4**



**Rhona
Webb
(9am - 12pm
M, Tu, W, F)**

Email Addresses

Julia Nissen - Room 1 - Year 3 - jnissen@ponsprim.school.nz

Olivia Benge - Room 2 - Year 4 - obenge@ponsprim.school.nz

Rhona Webb - Room 3 - Year 4 - rwebb@ponsprim.school.nz,

Annie Cowsill - Room 4 - Year 4 - acowsill@ponsprim.school.nz

Anja Kingston - Room 10 - Year 3 - akingston@ponsprim.school.nz

Instagram - [ponsonbyprimary](https://www.instagram.com/ponsonbyprimary) - please follow us



Please drop us an email if there is something you wish to talk about, or a reminder for your child or anything that will save you coming in.

PPS moving forward:

To create an environment where children have a sense of belonging. The opportunity to flourish where they can become 21st century learners through a curriculum that gives students the opportunity to develop skills. These skills include critical thinking, problem solving, and becoming collaborative learners.

Three words that I believe should be the focus for us going forward and to reinforce throughout the journey are : Creativity (Curriculum) , Wellbeing (Including Mitey, culture, knowing our students,) Belonging (School values).

This is not a short term vision or a one off this is what we are starting to embed in our school.

INQUIRY

A lot of our inquiry this year will be focused around the new New Zealand Histories curriculum. This is the year that schools are starting to teach this. We have already started off the year by looking at Te Tiriti o Waitangi. Your children may come home and teach you some things about our history. Get ready to learn from them!

Ponsonby Parent Support Group - Francis Naera

First meeting - 2nd of March at 6:30pm

A PPSG members main role is to ensure that our community is involved via fundraising to ensure that we can maintain the quality of resources that our school needs.

How can you help:

- Come along to the PPSG meetings (1 or 2 per term)
- Class Parent Liaison
- Provide support for our fundraisers

Two major fundraisers - Taste of Ponsonby (T2) and Guy Fawkes (T4)

If you have any ideas for how you can help PPS with fundraising, please email Francis - fnaera@ponsprim.school.nz

Broad Curriculum Development Programme - Year 3 & 4

This occurs on a Thursday after morning tea and after lunch. Children will select two activities a term.

Each term they will be able to choose two new activities (numbers permitting).

BLOCK 2 - Pick 1	
11:30 - 1:00	Sports Leadership with Mrs Benge
	Te Reo with Ms Cowsill (all of Room 4 Term 1)
	Adopt a Park with Mrs Nissen
	Ancestry and Whakapapa with Miss Kingston
	Marimba for Year 3 and Year 4 (2 sessions)
BLOCK 3 - Pick 1	
2:00 - 2.50	Cartooning with Ms Cowsill
	Music with Mrs Nissen
	Origami with Mrs Benge
	Coding with Miss Kingston

As the year progresses there may be other options available for the children. We will keep you posted.

If you would like to offer your skills to a small group of children, we will make that happen!

**Back to your child's class for more information specific
to their year level and teacher**

Fostering your child's independence - self management

We really encourage the children in Puriri syndicate to start taking responsibility for their independence which means:

- Not coming into the classroom before 8:30am
- Remembering items like devices, hats, drink bottles and togs
- Carrying their own school bag to school
- Getting ready for the day by bringing notices, filling drink bottle, bringing in their pencil case etc...
- Choosing a reading book to take home if they want to or need to
- Bringing in their devices **charged** (or charging them themselves at school)
- Remembering their homework and house shirts on Friday

It would be great if you could foster this independence by gently reminding them if they have forgotten but letting them take responsibility for it.

Little problems that happen at school need to be sorted out at school if possible. It's much better if we can deal with the issue rather than you being unnecessarily concerned about it.

We expect children to prepare themselves for the day's work ahead. School starts at 8:50 so they need time to organise themselves. Being at school by 8:45 gives them this time.

We love seeing you in the class and encourage you to come in and have a look at your child's work. Having them show you their classroom and their work fosters their independence too.

Homework

Puriri Homework Guidelines 2023

There will be regular homework set Monday, Tuesday, Wednesday and Thursday nights. The children will be able to choose what maths and spelling activities they would like to do - this promotes flexibility and agency

Teacher Guidelines


- A minimum of 15 minutes reading and the Reading Log to be filled in. This might be a reader from school or a book they are reading at home.
- A minimum of 10 minutes learning and revisiting Numeracy Skills, basic facts and some strand work through a variety of websites/activity sheets
- A minimum of 5 minutes learning the weekly spelling list and spelling activities
- Creative Corner - the children can choose one of these a week - challenges outside the box.
- General Notices - for parents. They are usually upcoming events or reminders.

Children are encouraged to take responsibility for the completing the tasks but please talk to us if you have any concerns.

We know that children do after school activities so please let us know if they can't finish their homework and we can alter expectations.

Here is an example of the homework sheet for the week...

PURIRI HOMEWORK TASKBOARD

SPELLING Choose at least two spelling activities a week.	MATHS The teacher will let the children know which one to focus on each week.	CREATIVE CORNER Are you feeling creative? Give one of these challenges a go!														
Write your words 3 times each with different colours	Rainbow write all your words two times each	Write a story about anything of your choice.														
Write your words with bubble letters	Write your words in all CAPITAL letters	Draw a map of your bedroom and label it.														
Write each word and a word that rhymes with it	Write your words and count how many letters are in each Example: great = 5	Teach the teacher- Design a poster on something that you know a lot about.														
Pyramid all your words Example: c ca cat	Draw your words in the shape of your favourite animal	Make something out of recycled materials.														
<table border="1"> <tr> <td data-bbox="738 314 931 421"> Prototec </td> <td data-bbox="937 314 1130 421"> Hit the Button </td> </tr> <tr> <td data-bbox="738 424 931 459"> My level: </td> <td data-bbox="937 424 1130 459"> Focus: </td> </tr> <tr> <td data-bbox="738 463 931 570"> Study Ladder </td> <td data-bbox="937 463 1130 570"> timestable.co.nz </td> </tr> <tr> <td data-bbox="738 573 931 680"> Teacher Task (if given) </td> <td data-bbox="937 573 1130 680"> Happy Burger </td> </tr> </table>		Prototec	Hit the Button	My level:	Focus:	Study Ladder	timestable.co.nz	Teacher Task (if given)	Happy Burger	<table border="1"> <tr> <th colspan="2" data-bbox="1180 743 1566 820"> TE REO MAORI </th> </tr> <tr> <td data-bbox="1180 823 1373 953"> Find the te reo spelling for all your spelling words </td> <td data-bbox="1379 823 1566 953"> List 10 objects in your house and find the te reo word for them </td> </tr> <tr> <td data-bbox="1180 956 1373 1063"> Practise introducing yourself and asking questions. </td> <td data-bbox="1379 956 1566 1063"> Use the 'kupu' app to find words for objects around the house. </td> </tr> </table>	TE REO MAORI		Find the te reo spelling for all your spelling words	List 10 objects in your house and find the te reo word for them	Practise introducing yourself and asking questions.	Use the 'kupu' app to find words for objects around the house.
Prototec	Hit the Button															
My level:	Focus:															
Study Ladder	timestable.co.nz															
Teacher Task (if given)	Happy Burger															
TE REO MAORI																
Find the te reo spelling for all your spelling words	List 10 objects in your house and find the te reo word for them															
Practise introducing yourself and asking questions.	Use the 'kupu' app to find words for objects around the house.															
<p>OVER THE TERM WE WILL GRADUALLY INTRODUCE THESE INDEPENDENT MATHS CHOICES. WE WILL START WITH THE TEACHER GIVEN TASKS WHICH WILL BE LINKED TO OUR CLASS PROGRAMMES. WE WILL TEACH THE CHILDREN HOW TO ACCESS THESE WEBSITES AND WHAT THEIR INDEPENDENT MATHS LEVELS ARE.</p> 																

HOMWORK - TERM 1, WEEK 3

Make sure you complete the blank space below so your teacher knows about all the amazing maths, reading, spelling you've been doing at home!

SPELLING WORDS

MY WORDS

MATHS ACTIVITIES - CHOOSE 1 A NIGHT

MONDAY

TUESDAY

WEDNESDAY

THURSDAY

REFLECTIONS / WHAT HAVE I BEEN DOING?

READING BOOK - 15 MINUTES A NIGHT

MONDAY

TUESDAY

WEDNESDAY


THURSDAY

NOTICES

- Please return your BYOD form as soon as possible.
- Meet the Teacher is tomorrow - Tuesday 14th February at 5:30 - 6:30. We start in the hall and then back to your child's classroom.
- Box of tissues - we go through so many tissues. If you can send a box with your child to school we would be extremely grateful, thank you.

Here is an example of the homework sheet for the week...

LEARN HOW TO LEARN

SPELLING		MATHS		CREATIVE CORNER	
Choose at least two spelling activities a week.		The teacher will let the children know which one to focus on each week.		Are you feeling creative? Give one of these challenges a go!	
Write your words 3 times each with different colours	Rainbow write all your words two times each	Prototec	Hit the Button	Write a story about anything of your choice.	Draw a map of your bedroom and label it.
Write your words with bubble letters	Write your words in all CAPITAL letters	My level: Study Ladder	Focus: timestable.co.nz	Teach the teacher- Design a poster on something that you know a lot about.	Make something out of recycled materials.
Write each word and a word that rhymes with it	Write your words and count how many letters are in each Example: great=5	Teacher Task (if given)	Happy Burger	Go on a walk and find different patterns of nature.	Carry out a random act of kindness every day - this could be helping your parents or friends.
Pyramid all your words Example: c ca cat	Draw your words in the shape of your favourite animal	<p>OVER THE TERM WE WILL GRADUALLY INTRODUCE THESE INDEPENDENT MATHS CHOICES. WE WILL START WITH THE TEACHER GIVEN TASKS WHICH WILL BE LINKED TO OUR CLASS PROGRAMMES. WE WILL TEACH THE CHILDREN HOW TO ACCESS THESE WEBSITES AND WHAT THEIR INDEPENDENT MATHS LEVELS ARE.</p> 		TE REO MAORI	
				Find the te reo spelling for all your spelling words	List 10 objects in your house and find the te reo word for them

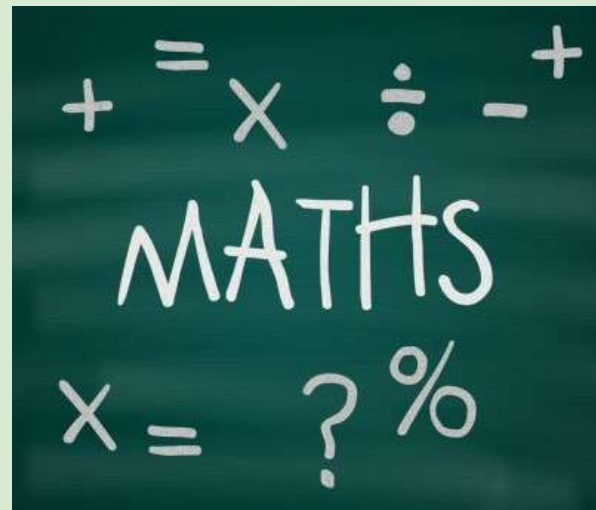
The maths

<https://www.topmarks.co.uk/maths-games/hit-the-button>

<https://maths.prototec.co.nz/>

Maths

In Puriri we will be teaching our own class and will follow the approach of inquiry based learning to align with our strategic goals of 21st century learning.



This will involve working with mixed trios where they have different roles and responsibilities which change.

Workshops will support children's levels, this may be whole class or in groups and targeted maths to support children at any level.

Reading

Year 3 and 4 is a transition time when we as teachers move from organising all reading material, to when children are encouraged to make sensible selections. These can include:

- Library books - school and public
- Old favourites from the independent book box (these will be an easier level for recreational reading)
- Books from their own shelves
- Fiction and nonfiction (a balance)
- Comics and graphic novels (a balance)
- Websites - e.g. Epic, Sunshine Online



When listening to your children read, it's not all in decoding the words. Reading on the lines, between the lines and beyond the lines.

We cannot stress enough the importance of reading to your children. Don't forget to take the time to discuss the books.

Writing



- **Inquiry-based topics:**
 - Inquiry topic underpins genre choices each term.
 - Linked to reading programme and oral language skill set.
- **Assessment:**
 - 'Cold' and 'Hot' task each term
 - 2-3 syndicate moderations each year
- **Goal-Setting:**
 - Students should be able to articulate their next steps, so do ask!
- **Questions you could ask at home to engage with Writing:**
 - What are your next learning steps this term?
 - What did you think about your Cold/Hot Task feedback?
 - What style of writing do you enjoy the most? (find examples at home if you can!)

Digital Technology



Please join us on Instagram!

Looking for a device?

PB Tech
JB HiFi

The children will sign a Cyber

Safety Agreement

Common Apps/Websites we use...

Study*ladder*

Maths



Reading

Kids A-Z

Spelling



Reading



Drive



Classroom



Docs



Sheets



Slides



Meet

Year 4's use these a lot

**We are really excited about working with your children
and with you this year.**

**We are loving getting to know them and finding out
how they best want to learn.**

Thank you for coming!

From the Puriri Team